

# Governor's Commission for a Drug Free Indiana

*A Division of the*



## Comprehensive Community Plan

County: Scott

LCC: CEASe of Scott County  
Coalition to Eliminate the Abuse of Substances

Date Due: October 2019

Date Submitted: New Plan \_\_\_\_ Plan Update  X



LCC Contact: Lori Croasdell, CEASe Coordinator  
Address: P.O. Box 145  
City: Scottsburg, IN 47170  
Phone: 812-820-0620  
Email: lcroasdell@me.com

County Commissioners: Mike Jones, Robert Tobias, John Lizenby  
Address: Scott County Courthouse  
1 E. McClain Ave.  
City: Scottsburg, IN 47170

### Plan Summary

Vision: Scott County will be a community free of substance abuse and addictions.

Mission Statement: To reduce the incidence and prevalence of substance abuse and addictions among youth and adults in Scott County. Scott County believes with its successful history of collaboration on multiple issues in the past, it will successfully address and impact the issue of substance abuse in Scott County. We are striving to become a community of abundant life and dignity where prevention is stressed, recovery is always possible, and many entry points into recovery are available.

Community Overview: On the border of the Knobstone Trail, Indiana's longest hiking trail, sits picturesque Scott County. A rural community with a population of nearly 24,000 people located 30 miles north of Louisville, KY, it is a relatively small county geographically with 190.4 square miles of land area and a population density of 127 persons/sq. mile. The 2017 population was 93.9% white, 1.6% Black, 3.6% Hispanic.

In the early to mid 20<sup>th</sup> century, three canning factories were a major economic driver with active recruitment from eastern Kentucky, so many families from Appalachia came to call Scott County home. This migration brought both positive and negative attributes to the local culture. Low educational outcomes, low health outcomes, and a history of substance abuse and poverty are some of the more challenging ones. Because of the roots steeped in generational poverty and proximity to the I-65 corridor (a major thoroughfare between Indianapolis and Louisville), there is trafficking of all kinds. Amidst the beauty of Scott County, there continues to be devastating poverty, low health outcomes, premature deaths, high rates of abuse and neglect, and substance abuse.

A percentage of the population is mired in a "culture of generational poverty" and has strong links to the Appalachian communities of eastern Kentucky. Non-medical use of prescription medications has led to an epidemic of overdose deaths and unprecedented HIV epidemic. Use of tobacco, alcohol, and marijuana is prevalent at disturbingly young ages. This has a negative effect on the health and well-being of our citizens and our economy. Scott County's premature death rate is higher than the rest of the state and citizens report a higher incidence of ill health, as documented in the 2010-18 county health rankings, conducted by the Robert Wood Johnson Foundation.

Community resiliency drives our history of partnership and collaboration. In the late 1990's and early 2000's, Scott County residents pursued a path to improve educational outcomes in our community. From 2000-2008, high school graduation rates increased from just under 50% to 70%. As of 2017, the graduation rates have increased to 86.6%. And in 2010, after we first learned of our dismal county health ranking of 92/92, Scott County pulled together once again and worked to address our disparaging health outcomes on a variety of fronts. With a broad cross-section of community stakeholders, including concerned citizens and service providers, we work in tandem to address community challenges and have continued to do so through the years.

County risk factors include:

- Intravenous Drug Use - Austin, with a population of 4,200, now has a higher incidence of human immunodeficiency virus (HIV) than "any country in sub-Saharan Africa," according to the former CDC Director Thomas Frieden. "They've had more people infected with HIV through injection drug use than in all of New York City last year (2014)" (USA Today 17 May 2015). According to the CDC, there are approximately 400 to 500 chronic IDU's in Austin, Indiana. November 2014: first 2 cases of HIV reported. End of March 2015: HIV Outbreak declared an epidemic. October 2015: more than 180 HIV cases. Currently, there are 236 HIV positive individuals in Scott County. Detox services are limited and primarily associated with serving jail time. The One Stop Shop (Austin) offers insurance enrollment, vaccines, HIV/HCV testing and HIV Care Coordination, prevention, medical and mental health treatment, and resources. The Syringe Service Program provides harm reduction benefits and serves as

gateway to additional counseling and substance abuse referrals. The Scott County, Indiana, outbreak of HIV and hepatitis C virus (HCV) is the single largest known outbreak among persons who inject drugs (PWID) in the United States. Substantial increases in the rate of chronic HCV infection have also been noted in Scott County (316 to 1,001 cases per 100,000 population from 2014 to 2015), although the full contribution of injection drugs is unknown due to the magnitude of cases and fact that not all could be prioritized for investigation. The response to the outbreak has been as large and complex as the outbreak itself, being among persons who reported injecting oxycodone (Opana®) and sharing needles, and involving numerous federal, state, and local agencies and partners.

- Accessibility - Interstate 65 transects Scott County making it a high traffic area of Indiana susceptible to drug running and sex trafficking between Chicago, IL, and Louisville, Kentucky. Proximity to these two large cities fuels the prescription pain pill and heroin trade, with local dealers making runs north and south to pick up the products to sell.
- Poverty Issues - There is unemployment, a high proportion of adults with little or no high school completion, high poverty levels, and limited health care access. The median household income was \$48,615 in 2017; the per capita personal income was \$36,397. The 2017 poverty rate was 16.3%, and the 2017 poverty rate among children under 18 was 22.3%. The 2017 unemployment rate was 3.8%. The 2017 Free Lunch rate was 47.7%. The child food insecurity rate was 19.2% in the county.
- Teen Birth Rate - The Scott County teen birth rate in 2017 was 98.3 per 1000 females (18-19 years olds) and 36 per 1000 females (15-19 year olds). Mothers who reported smoking during pregnancy was 25.1% in 2017.
- Education Levels - There were 3,994 children enrolled in the public schools in 2018. The 2018 graduation rate was 86.4% in the county, with a State rate of 84.4%. In 2016, the percentage of persons age 25+ who had high school diplomas or higher was 84.6%. Only 12.9% of adults report a B.A. or higher degree. ([www.stats.indiana.edu](http://www.stats.indiana.edu)).
- Child Abuse/Neglect - The 2017 rate of substantiated cases of child abuse and neglect was 66.5 per 1,000 children younger than age 18, giving them the rank of 92nd (worst) in the State. The state average is 20.8 per 1,000. There were 302 Children in Need of Services (CHINS) in 2017 giving Scott County the rank of 76 in the state ([datacenter.kidscount.org](http://datacenter.kidscount.org)). In 2017, Scott County had 351 children placed in foster care.
- Disabilities: We have a higher than average incidence of people with disabilities. According to a December 2017 Report of the SSI Recipients by State and County, 810 Scott County residents were receiving Disability, of those 94 are under age 18, and 618 are aged 18-64, 120 are 65 or older. Their payments total \$470,000 per year.

Substance abuse pervades our economic and social fabric and the coalition is working tirelessly on impacting this through coalition efforts.

History: CEASe (The Coalition to Eliminate the Abuse of Substances) has served as the Local Coordinating Council (LCC) in Scott County since 1989. Community anti-drug coalitions were approved by the Governor's Commission for a Drug Free Indiana and established by the general assembly in 1989. The goal was to develop local coalitions in each of the 92 Indiana counties to assess and address local substance abuse issues. Coalitions comprised of individuals and community leaders representing different sectors in a community were encouraged to work together to reduce the negative impacts of alcohol, tobacco and other drugs on its residents.

As part of the Indiana state statute, the LCC is charged with the responsibility of assessing the impact of substances on the community by gathering data from law enforcement, courts, schools, community

leaders, the coroner's office, hospital, prosecutor, Indiana Youth Survey, Department of Child Services, etc., and to track those trends. Once the assessment is completed, the coalition is required to prepare a three-year Comprehensive Community Plan (CCP) which outlines the identified priority problems, objectives, and goals regarding alcohol, tobacco, and other drug use in three areas: 1) prevention/education, 2) treatment/intervention, and 3) law enforcement/criminal justice.

As the recognized substance abuse coalition in Scott County, CEASe is also charged with the administration of the community drug fund, also created by state statute. It is a system by which fines, assessed and collected through the court system from specific drug and alcohol offenses, are released back into the community as awarded grants to support agencies and providers. This allows these recipients to identify and expand services to those individuals being adversely affected by substances in the area of prevention/education, treatment/intervention and justice/law enforcement. Every year CEASe distributes between \$18,000-\$24,000 of Drug-Free Community funds in the form of community grants. CEASe has established a fiscally responsible administration policy regarding the distribution of these funds as a tool to assist it in achieving its goals as identified in the CCP.

Summary of the Comprehensive Community Plan: LCC's are charged with writing a new Comprehensive Community plan every three years. This plan is a collaborative effort to assess the impact of substance abuse in Scott County, to collect data, to identify issues and to evaluate existing and new services. Our plan is to address alcohol and other drug issues at the local level as indicated by the assessment process (needs assessments, data collection, treatment, prevention, justice/law enforcement committee input, and community input).

In 1997, Congress enacted the Drug-Free Communities (DFC) Act to provide grants to community-based coalitions that aim to reduce local substance abuse problems. Scott County CEASe is one of 19 Indiana Drug Free Community coalitions receiving funding from the White House Office of National Drug Control Policy (ONDCP) to work on two main goals: (1) Reducing substance abuse among youth and, over time, among adults by addressing the factors in a community that increase the risk of substance abuse and promoting the factors that minimize the risk of substance abuse, and (2) Establishing and strengthening collaboration among communities to support the efforts of community coalitions to prevent and reduce substance abuse among youth.

We have applied the Strategic Prevention Framework, a community problem solving process. With the help of the Indiana Youth Survey and community assessments, we determined what local conditions to address, including youth alcohol and prescription drug use. Each year, we initiate a 12-month action plan with the goals of preventing and reducing prescription drug misuse by youth and decreasing youth alcohol use. Our plan has numerous strategies and activities to accomplish our ambitious objectives.

In the 2010-17 County Health Rankings prepared by the University of Wisconsin and the Robert Wood Johnson Foundation, Scott County ranked 92nd out of 92 counties in Indiana for health outcomes, specifically morbidity and mortality, and years of life lost under the age of 75. Scott County's premature death rate is higher than the rest of the state and citizens report a higher incidence of ill health. For the first time since the County Health Rankings have been released, Scott County moved to the rank of 91 when the 2018 and 2019 health rankings were released. Progress is being made!

As a result of these assessment tools, the Indiana Youth Survey, and focus group qualitative data, CEASe has identified the following substance abuse issues and has developed measurable and realistic goals and objectives:

Problem Statement #1: Youth and Adults in Scott County use and abuse alcohol.

Problem Statement #2: Youth and Adults in Scott County use and abuse prescription medications.

## Membership List

County LCC Name: CEASe of Scott County

#	Name	Organization	Race	Gender	Category
1	Lori Croasdell	LCC Coordinator	C	F	Parent
2	Nick South	Kiwanis International	C	M	Civic-Volunteer Organization
3	Dawn Sanders	Scott County Partnership	C	M	Youth-Serving Organization
4	David Hardin	Scottsburg Police Department	C	M	Law Enforcement
5	Jason Mount	Circuit Court Judge	C	M	Law Enforcement
6	Tammy Walker	Purdue Extension	C	F	Parent
7	Amanda Hurt	Scott County Community Corrections	C	M	Law Enforcement
8	Amanda Herald	Prosecutor's Office	C	F	Law Enforcement
9	Carissa Miller	LifeSpring Health Systems	C	F	Other Organ. Reducing Sub. Abuse
10	Kelly Dean	Scott County Health Department	C	F	Healthcare Representative
11	LeAnn Walker	Scott County Partnership	C	F	Youth-Serving Organization
12	Melinda Lowry	EMPOWER Youth Coalition	C	F	Youth-Serving Organization
13	Lisa Bartman	Community Action of Southern IN	C	F	Youth-Serving Organization
14	Carrie Bennett	Indiana State Dept. of Health	C	F	State/Local Gov. Agency
15	Brandy Blank	Covering Kids & Families/SCP	C	F	Parent
16	Jane Naugle	Scottsburg Middle School	C	F	Education
17	Chris Owens	Scott Co. Prosecutor's Office	C	M	Law Enforcement
18	Brittany Combs	Scott Co. Health Dept.	C	F	Healthcare Representative
19	Bobby Shepherd	New Creation Addiction Min.	C	M	Religious or Fraternal Organ.
20	Tim Williams	New Creation Addiction Min.	C	M	Religious or Fraternal Organ.
21	Kathy Christoff	Centerstone	C	F	Parent
22	Missy Baker	Scott County Community Corrections	C	F	Law Enforcement

23	Melissa Fry	IU Applied Research & Center for Educ.	C	F	Education
24	Patti Hall	Scott Co. Health Dept.	C	F	State/Local Gov. Agency
25	Jene Bridgewater	Scott County Partnership	C	F	Youth-Serving Organization
26	Mandy Terry	LifeSpring Health Systems	C	F	Other Organ. Reducing Sub. Abuse
27	Lyndie Foster	EMPOWER Youth Coalition	C	F	Youth
28	Billy Snowden	Hope to Others-Austin	C	M	Religious or Fraternal Organ.
29	Michelle Shelton	Scott Co. Tob. Prev. Cess. Coal./Scott Co. Partnership	C	F	Other Organ. Reducing Sub. Abuse/Youth Serving Organ.
30	Calle Janson	LifeSpring Health Systems	C	F	Other Organ. Reducing Sub. Abuse
31	Michelle Korty	New Hope Services	C	F	Youth-Serving Organization
32	Stephanie Moffatt	Probation	C	F	Law Enforcement
33	Toby Deaton	Scott County Sheriff's Dept.	C	M	Law Enforcement
34	Dale Armstrong	WMPI Radio	C	M	Media
35	Michelle Matern	Scott County Health Department	C	F	State/Local Gov. Agency
36	Kandace Spaulding	Scott Co. School District 2	C	F	Education
37	Holly Asdell	Scott Co. School District 2	C	F	Education
38	Byron Holland	Scott County Partnership	C	M	Youth-Serving Organization
39	Lyndsay Prichard	Wellstone	C	F	Other Organ. Reducing Sub. Abuse
40	Madelyn Shelton	EMPOWER Youth Coalition	C	F	Youth
41	Kelly Dulaney	Greater Scott County Chamber of Commerce	C	F	Business
42	Lauren Pearson	LifeSpring Health Systems	C	F	Other Organ. Reducing Sub. Abuse
43	Heather Law	Scott County Partnership	C	F	Youth-Serving Organization
44	Erin Schneider	Scott County Probation	C	F	Law Enforcement
45	Bobbie Foster	Purdue Extension 4-H	C	F	Youth-Serving Organization
46	Shonita Fink	LifeSpring Health Systems	C	F	Other Organ. Reducing Sub. Abuse



<b>47</b>	<b>Timon Givan-Coots</b>	<b>National Youth Advocate Program</b>	<b>C</b>	<b>M</b>	<b>Other Organ. Reducing Sub. Abuse/Youth Serving Organ.</b>
<b>48</b>	<b>Amber Dillon</b>	<b>National Youth Advocate Program</b>	<b>C</b>	<b>F</b>	<b>Other Organ. Reducing Sub. Abuse/Youth Serving Organ.</b>
<b>49</b>	<b>Will Cooke, M.D.</b>	<b>Foundations Family Medicine</b>	<b>C</b>	<b>M</b>	<b>Healthcare Representative</b>
<b>50</b>	<b>Crystal VanHorn</b>	<b>Foundations Family Medicine</b>	<b>C</b>	<b>F</b>	<b>Other Organ. Reducing Sub. Abuse</b>
<b>51</b>	<b>Lisa Webster</b>	<b>Scott County Health Department</b>	<b>C</b>	<b>F</b>	<b>Healthcare Representative</b>

## Problem Identification

**A. Problem Statement #1: Youth and Adults in Scott County use and abuse alcohol.****B. Supportive Data:**Supportive Data: Prevention/Education (General Info)

1. In 2016, 191,000 adolescents aged 12 to 17 were current heavy alcohol users. Stated another way, about 1 out of 125 adolescents (0.8 percent) engaged in binge drinking on 5 or more days in the past 30 days. About 1 out of every 10 young adults aged 18 to 25 (10.1 percent) were heavy alcohol users in the past month, which corresponds to 3.5 million young adults. An estimated 6.0 percent of adults aged 26 or older in 2016 were current heavy alcohol users. This percentage corresponds to about 12.6 million adults aged 26 or older who were heavy alcohol users in the past month (2016 National Survey on Drug Use and Health, SAMHSA).
2. In 2016, an estimated 65.3 million people aged 12 or older were binge alcohol users in the past 30 days. This number of people who were current binge drinkers corresponds to about 1 in 4 people aged 12 or older (24.2 percent).
3. About 1.2 million adolescents aged 12 to 17 were past month binge alcohol users, which corresponds to 4.9 percent of adolescents. Thus, about 1 in 20 adolescents aged 12 to 17 in 2016 were current binge drinkers. An estimated 38.4 percent of young adults aged 18 to 25 were binge alcohol users in the past month, which corresponds to about 13.3 million young adults. Stated another way, about 2 out of 5 young adults in 2016 were current binge alcohol users. About a quarter (24.2 percent) of adults aged 26 or older were current binge alcohol users. This percentage corresponds to about 50.9 million adults in this age group who were binge drinkers (2016 National Survey on Drug Use and Health, SAMHSA).
4. **Austin High School** reported the following suspensions and expulsions involving drugs, tobacco, weapons, or alcohol during the 2016-17 school year:
  - number of suspensions for alcohol-0
  - number of expulsions for alcohol-0
  - number of suspension for drugs-0
  - number of expulsions for drugs-0
  - number of suspension for weapons-0
  - number of expulsion for weapons-0
  - number of suspensions for tobacco-1
  - number of expulsions for tobacco-0
5. **Austin Middle School** had 3 suspensions/expulsions for tobacco/drugs/alcohol and 0 suspensions/expulsions for weapons.
6. **Scottsburg High School** expulsions and suspensions involving drugs, weapons, or alcohol during the 2016-17 school year:
  - Alcohol: suspensions - 2; expulsions - 2
  - Drugs: suspensions - 4; expulsions - 4
  - Weapons: suspensions - 1; expulsion - 1
  - Tobacco: suspensions - 15; expulsions - 3

NOTE: All expulsions start with up to 10 days suspension. For each expulsion reason above, deducting the number of suspensions that correspond with the number of expulsions will give you the number of suspensions that did not result in an expulsion. Each suspension for alcohol, drugs and weapons were the same incidents as the corresponding expulsions, not additional incidents. But, 12 tobacco suspensions did not result in expulsion (SCSD 2 self-reporting).
7. **Scottsburg Middle School** (2016-17) had 0 Suspensions for Drugs, 0 Expulsions for Drugs, 1 Suspensions for Weapons, 0 Expulsions for Weapons, 0 Suspension for Alcohol, 0 Expulsions for Alcohol, 3 Suspensions for Tobacco and 0 expulsion for tobacco (SCSD 2 self-reporting).



8. **Indiana Youth Survey 2016 Monthly Use of ALCOHOL:** Scott County Students

Grade	Percentage
8	8.6
9	4
10	12.9
11	17.3
12	11.1

10. **Indiana Youth Survey 2016 Binge Drinking Past Two Weeks:** Scott County Students

Grade	Percentage
8	2.7
9	1.3
10	3.2
11	7.9
12	11.1

Supportive Data: Treatment/Intervention (General Info)

- In 2016, **LifeSpring Health Systems** 828 unduplicated clients seen in Scott County:
  - 113, or 14%, had a substance abuse diagnosis
  - 227, or 27%, had poly-substance abuse diagnoses
  - Turning Point Center data collected for Scott Co:
    - 80 referrals from Scott Co. (36 Male, 44 Female)
    - 28 admitted (12 male, 16 female)
    - 4 no call/no show
    - 2 cancelled, 6 unable to reach, 5 had legal issues and court would not allow, 3 went to other facilities, and 32 completed our demographic form, but never turned in TB test results
    - 28 discharges:
      - 19 successful
      - 1 managerial
      - 8 against medical advice
    - 30 days was the average wait time from approved application
    - 60 days was the average wait time from referral (38 days was average wait time from the time TB test results were turned in)

Supportive Data: Justice/Law Enforcement (General Info)

- According to the **Scott County Department of Child Services** 2016 data, Scott County received 798 reports alleging child abuse and/or neglect; an estimated 680 of the reports alleged substance abuse by the caregiver. Of the 798 reports, 208 were substantiated, 59% involved substance abuse by a caregiver; 119 new cases were opened that involved 230 children. Of the 230 children receiving services, 132 children were removed from their home. During 2016, 511 total children received services at some time due to child abuse and neglect, 85% due to substance abuse of their caregivers (Scott County Department of Child Services self-reporting).
- In 2015, there were 86 fatal **alcohol-impaired collisions in the state** (11% of all fatal collisions). Alcohol-impaired fatal collisions decreased 15% from 2014-2015. 92 fatalities (1 15% decrease from 2014) and 1,970 non-fatal injuries were linked to collisions with at least one alcohol-impaired

drive or non-motorist. Among all age groups, drivers aged 21 to 24 have the highest rates of alcohol-impairment in collisions.

3. In 2013, there were 9 **Alcohol-related crashes in Scott County** with 783 in Indiana.
4. In 2015 there were 21 **SAC Alcohol Compliance Checks in Scott County** by the the Indiana excise officers working with underage youth for the Survey for Alcohol Compliance. Scott County had a 0% failure rate. No SAC Alcohol Compliance Check data for 2016 has been able to be found.
5. In January of 2016, there were 20 **Licenses to sell alcohol or points of public access for sales**. The 2016 outlet density per 1,000 persons was .85.
6. **Scott County Sheriff's Office** reported the following alcohol-related arrests for 2016:

ADULT

29 operating while intoxicated

6 public intoxication

JUVENILE (OVER 18 BUT UNDER 21)

22 cases of illegal possession/consumption (at least 18 yo)

0 operating while intoxicated

0 public intoxication

7. After repeated requests for data, **Austin Police Department** did not report arrests for 2016 at the time of preparation of this report.

8. **Scottsburg Police Department** reported for 2016:

ADULTS:

1 FURNISHING ALCOHOL TO MINOR

7 ILLEGAL CONSUMPTION

1 MAINTAINING A COMMON NUISANCE

5 O.W.I. COUNT I

6 O.W.I. COUNT II

1 O.W.I. ENDANGERMENT

2 O.W.I. FELONY

4 O.W.I. REFUSAL

20 PUBLIC INTOXICATION

4 VISITING A COMMON NUISANCE

TOTAL SUBSTANCE ARRESTS: 139

JUVENILE:

13 ILLEGAL CONSUMPTION

1 O.W.I. COUNT I

1 ZERO TOLERANCE

**End of Year 1 Update:**

Supportive Data: Prevention/Education (General Info)

1. In 2016, 191,000 adolescents aged 12 to 17 were current heavy alcohol users. Stated another way, about 1 out of 125 adolescents (0.8 percent) engaged in binge drinking on 5 or more days in the past 30 days. About 1 out of every 10 young adults aged 18 to 25 (10.1 percent) were heavy alcohol users in the past month, which corresponds to 3.5 million young adults. An estimated 6.0 percent of adults aged 26 or older in 2016 were current heavy alcohol users. This percentage corresponds to about 12.6 million adults aged 26 or older who were heavy alcohol users in the past month (2016 National Survey on Drug Use and Health, SAMHSA).
2. In 2016, an estimated 65.3 million people aged 12 or older were binge alcohol users in the past 30 days. This number of people who were current binge drinkers corresponds to about 1 in 4 people aged 12 or older (24.2 percent).
3. **Austin High School** reported the following suspensions and expulsions involving drugs, tobacco, weapons, or alcohol during the 2017-18 school year:
  - number of suspensions for alcohol-0
  - number of expulsions for alcohol-0
  - number of suspension for drugs-0
  - number of expulsions for drugs-0
  - number of suspension for weapons-0
  - number of expulsion for weapons-0
  - number of suspensions for tobacco-1

- number of expulsions for tobacco-0
- 4. **Austin Middle School** reported the following suspensions and expulsions involving drugs, tobacco, weapons, or alcohol during the 2017-18 school year:
  - number of suspensions for alcohol-0
  - number of expulsions for alcohol-0
  - number of suspension for drugs-0
  - number of expulsions for drugs-0
  - number of suspension for weapons-0
  - number of expulsion for weapons-0
  - number of suspensions for tobacco-4
  - number of expulsions for tobacco-0
- 5. **Scottsburg High School** expulsions and suspensions involving drugs, weapons, or alcohol during the 2017-18 school year:
  - Number of suspensions for Alcohol: 4 (3 of these suspensions lead to expulsion due to accumulation of various charges)
  - Number of expulsions for Alcohol only: 1
  - Number of suspensions for drugs: 4 (4 of these suspensions lead to expulsion due to accumulation of various charges)
  - Number of expulsions for drugs only: 2
  - Number of suspensions for tobacco: 12 (2 of these suspensions lead to expulsion due to accumulation of various charges)
  - Number of expulsions for tobacco only: 1
  - Number of suspensions for weapons: 0
  - Number of expulsions for weapons: 0
 (SCSD 2 self-reporting)
- 6. **Scottsburg Middle School** (2017-18)      Alcohol- Suspension 0, Expulsion 0  
 (SCSD 2 self-reporting)                      Drugs- Suspension 5, Expulsion 1  
    Weapons- Suspension 0, Expulsion 0  
    Tobacco- Suspension 5, Expulsion 0
- 7. **Indiana Youth Survey 2017 Monthly Use of ALCOHOL:** Scott County Students

Grade	Percentage
8	8.5
9	14.5
10	19.2
11	14.9
12	23.8

### 13. Indiana Youth Survey 2017 Binge Drinking Past Two Weeks: Scott County Students

Grade	Percentage
8	6.0
9	5.9
10	6.0
11	8.1
12	8.3

### Supportive Data: Treatment/Intervention (General Info)

1. In 2017, **LifeSpring Health Systems** saw 913 unduplicated clients seen in Scott County:

- 111, or 12%, had a substance abuse diagnosis
  - 418, or 46% had poly-substance abuse diagnoses
- Turning Point Center data collected for Scott Co:
- 45 referrals from Scott Co. (17 male, 28 female)
  - 12 admitted (5 male, 7 female)
  - 2 no call/no show
  - 2 canceled, 6 unable to reach, 3 went to other facilities, 4 were no longer interested in residential treatment, 1 DCS canceled the referral, 3 nursing were unable to reach, and 14 completed our demographic form, but never turned in TB test results
  - 12 discharges: 6 successful, 3 managerial, 2 against medical advice, 1 due to medical reasons
  - 41 days was the average wait time from approved application
  - 82 days was the average wait time from referral
2. Still waiting on 2017 data from Centerstone.

Supportive Data: Justice/Law Enforcement (General Info)

1. According to the **Scott County Department of Child Services** 2017 data, Scott County received 762 reports alleging child abuse and/or neglect; an estimated 302 of the reports alleged substance abuse by the caregiver. Of the 762 reports, 186 were substantiated, 46% involved substance abuse by a caregiver; 120 new cases were opened that involved 226 children.
2. In 2017 there were 23 alcohol related collisions in Scott County, an increase of 8 from the previous year.
3. In 2017 it appears that there were no SAC Alcohol Compliance Checks to report in Scott County, the only Indiana county that was either not surveyed or reported by the IPRC.
4. In 2017, there were 28 licenses to sell alcohol or points of public access for sales. The 2017 outlet density per 1000 persons was 1.18.

5. **Scott County Sheriff's Office** reported the following alcohol-related arrests for 2017:

ADULT

3 furnishing alcohol to minor  
 5 illegal consumption  
 96 maintaining a common nuisance  
 17 OWI Count I  
 17 OWI Count II  
 39 OWI endangerment  
 4 OWI felony  
 9 OWI refusal  
 14 public intoxication  
 50 visiting a common nuisance  
 Total Substance Arrests: 254

JUVENILE (OVER 18 BUT UNDER 21)

1 illegal possession/consumption  
 0 operating while intoxicated  
 1 Zero Tolerance

7. **Scott County Prosecutor's Office** reported the following for 2017:

<u>Offense Name</u>	<u>Counts</u>
Illegal Possession of Alcohol by Minor	4
Illegal Consumption of Alcohol by Minor	22
Furnishing Alcohol to a Minor	4
Contributing to the Delinquency of a Minor	15
Operating Vehicle .08 or more	26
Operating Vehicle .15 or more	21
Operating Vehicle .15 w/ passenger under 18	3
Operating Vehicle while intoxicated	17
Operating while intoxicated endangerment	65
Operating while intox. w/passenger under 18	3
Operating while .08 or more w/serious bod. inj.	1
Operating while intoxicated w/ serious bod. inj.	3

6. After repeated requests for data, **Austin Police Department** did not report arrests for 2017 at the time of preparation of this report.

7. **Scottsburg Police Department** reported for 2017:ADULT

PUBLIC INTOXICATION-17

OWI-12

OWI REFUSAL-5

VISITING A COMMON NUISANCE-18

MAINTAINING A COMMON NUISANCE-14

TOTAL SUBSTANCE ARRESTS - 171

JUVENILE

OWI-1

ILLEGAL CONSUMPTION-2

TOTAL SUBSTANCE ARREST - 3

## End of Year 2 Update:

Supportive Data: Prevention/Education (General Info)

1. **Austin High School** reported the following suspensions and expulsions involving drugs, tobacco, weapons, or alcohol during the 2018-19 school year:
  - 0 suspensions for alcohol
  - 0 expulsions for alcohol
  - 0 suspension for drugs
  - 1 expulsion for drugs
  - 0 suspensions for weapons
  - 0 expulsions for weapons
  - 4 suspensions for tobacco
  - 0 expulsions for tobacco
2. **Austin Middle School** reported the following suspensions and expulsions involving drugs, tobacco, weapons, or alcohol during the 2018-19 school year:
  - 0 suspensions or expulsion for alcohol
  - 0 suspensions or expulsion for drugs
  - 1 suspension for weapons
  - 0 expulsions for weapons
  - 8 suspensions for tobacco (all for vaping)
  - 0 expulsions for tobacco
3. **Scottsburg High School** expulsions and suspensions involving drugs, weapons, or alcohol during the 2018-19 school year:
  - 1 suspension for Alcohol
  - 5 suspensions for drugs
  - 31 suspensions for tobacco (4 of these lead to expulsion due to accumulation of various charges)
  - 0 expulsions for tobacco
  - 1 suspension for weapons
  - 1 expulsion for weapons
4. **Scottsburg Middle School** (2018-19)
  - Alcohol- Suspensions 0, Expulsions 1
  - Drugs- Suspensions 2, Expulsions 1
  - Tobacco/Vape- Suspensions 3 tobacco and 7 vape (total of 10), Expulsions 1
  - Weapons- Suspensions 1 (knife, resulted in a change of special ed placement), Expulsions 0
5. **Indiana Youth Survey 2018 Past 30-day Use of ALCOHOL:** Scott County Students

Grade	Percentage
8	20.5
9	10
10	16.4
11	17.2
12	18.6

## 6. Indiana Youth Survey 2018 Binge Drinking Past Two Weeks: Scott County Students

Grade	Percentage
8	7.2
9	7.1
10	6.9
11	8
12	9.5

Supportive Data: Treatment/Intervention (General Info)

1. In 2018, **LifeSpring Health Systems** saw 1134 unduplicated clients seen in Scott County:
  - 288 were diagnosed with an Opioid use disorder
  - 107 were diagnosed with Alcohol use disorder
  - 107 were diagnosed with Polysubstance abuse
2. In 2018, **Turning Point Center** in Jeffersonville reported for Scott County:
  - 10 Male admissions
  - 14 Female admissions
  - Discharges of above include: 18 successful, 2 managerial, 4 against medical advice
3. **Centerstone** (2018) treated 172 (21.9%) clients for opioid use, 97 (12.3%) for alcohol use, 224 (28.5%) had more than 1 substance diagnosis, and 654 (83.1%) were diagnosed with mental illness for a total of 787 individuals treated.
4. In 2018, there were 56 (26.4%) Scott County treatment admissions for alcohol use reported.

Supportive Data: Justice/Law Enforcement (General Info)

1. According to the **Scott County Department of Child Services** 2018 data, Scott County received 787 reports alleging child abuse and/or neglect; an estimated 256 of the reports alleged substance abuse by the caregiver. Of the 787 reports, 94 were substantiated, 42% involved substance abuse by a caregiver; 85 new cases were opened that involved 163 children.
2. (2018) There were 14 **Alcohol Related Collisions** in Scott County, a decrease of 9 from 2017.
3. In 2018 there were 22 completed **SAC Alcohol Compliance Checks** in Scott County. Of these, 3 received violation notices and 19 passed. Pizza Hut (serves Beer) was fined \$500 for furnishing alcohol to a minor and also received a violation for their "Employee Permits-exam and display by employer". Bulls Cork and Bottle received a \$750 fine for selling alcohol to a minor.
4. In 2018, there were 28 licenses **Alcohol Points of Public Access** for alcohol sales. The 2018 alcohol outlet density per 1000 persons was 1.18.
5. **Scott County Sheriff's Office** reported the following alcohol-related arrests for 2018:
 

<u>ADULT</u>	<u>JUVENILE (OVER 18 BUT UNDER 21)</u>
3 furnishing alcohol to minor	7 illegal possession/consumption
32 maintaining a common nuisance	0 operating while intoxicated
10 OWI Count I	
16 OWI Count II	
27 OWI endangerment	
7 OWI felony	
0 OWI refusal	
9 public intoxication	
13 visiting a common nuisance	
28 Operating While Intoxicated	



**6. Scottsburg Police Department reported the following for 2018:**ADULT

OPERATING WHILE INTOXICATED	7
OPERATING WHILE INTOXICATED PRIOR	1
PUBLIC INTOXICATION	17
DISORDERLY CONDUCT	4
VISITING A COMMON NUISANCE	7
MAINTAINING A COMMON NUISANCE	2

**7. Scott County Prosecutor's Office reported the following for 2018:**

<b>Offense Name</b>	<b>Counts</b>	<b>Cases</b>
Illegal Possession of Alcohol by Minor	2	2
Illegal Consumption of Alcohol by Minor	12	12
Furnishing Alcohol to a Minor	0	0
Contributing to the Delinquency of a Minor	5	5
Operating Vehicle .08 or more	24	24
Operating Vehicle .15 or more	23	23
Operating Vehicle .15 w/ passenger under 18	2	2
Operating Vehicle while intoxicated	32	32
Operating while intoxicated endangerment	73	73
Operating while intoxicated w/ passenger under 18	6	5
Operating while .08 or more w/ serious bodily injury	0	0
Operating while intoxicated w/ serious bodily injury	0	0

**Final Update (end of Year 3):**Supportive Data: Prevention/Education (General Info)

- 1.
- 2.

Supportive Data: Treatment/Intervention (General Info)

- 1.
- 2.

Supportive Data: Justice/Law Enforcement (General Info)

- 1.
- 2.

**C. Goals:**

1. Decrease past 30-day alcohol use among high school youth (grades 9, 10, 11, and 12) by 5% in 2020 as measured by the Indiana Youth Survey.
2. Reduce the rate of adult alcohol consumption and alcohol-related traffic fatalities as reported by CJI and the justice system, 2020 reported data.

## End of Year 1 Annual Benchmarks:

## 1. Youth reporting Alcohol use within the last 30 days:

Alcohol	9th	10th	11th	12th
2016	4%	12.9%	17.3%	11.1%
2017	14.5%	19.2%	14.9%	23.8%

## 2. Scott County Prosecutor's Office reported the following for 2018:

Offense Name	Counts	Cases
Illegal Possession of Alcohol by Minor	2	2
Illegal Consumption of Alcohol by Minor	12	12
Furnishing Alcohol to a Minor	0	0
Contributing to the Delinquency of a Minor	5	5
Operating Vehicle .08 or more	24	24
Operating Vehicle .15 or more	23	23
Operating Vehicle .15 w/ passenger under 18	2	2
Operating Vehicle while intoxicated	32	32
Operating while intoxicated endangerment	73	73
Operating while intoxicated w/ passenger under 18	6	5
Operating while .08 or more w/ serious bodily injury	0	0
Operating while intoxicated w/ serious bodily injury	0	0

3. In 2018 there were 14 alcohol related collisions in Scott County, a decrease of 9 from the year before.

## End of Year 2 Annual Benchmarks:

## 1. Youth reporting Alcohol use within the last 30 days:

Alcohol	9th	10th	11th	12th
2016	4%	12.9%	17.3%	11.1%
2017	14.5%	19.2%	14.9%	23.8%
2018	10%	16.4%	17.2%	18.6%

## 2. Scott County Prosecutor's Office reported the following for 2018:

Offense Name	Counts	Cases
Illegal Possession of Alcohol by Minor	2	2
Illegal Consumption of Alcohol by Minor	12	12
Furnishing Alcohol to a Minor	0	0
Contributing to the Delinquency of a Minor	5	5
Operating Vehicle .08 or more	24	24
Operating Vehicle .15 or more	23	23
Operating Vehicle .15 w/ passenger under 18	2	2
Operating Vehicle while intoxicated	32	32
Operating while intoxicated endangerment	73	73
Operating while intoxicated w/ passenger under 18	6	5
Operating while .08 or more w/ serious bodily injury	0	0
Operating while intoxicated w/ serious bodily injury	0	0

3. **Alcohol-Related Traffic Fatalities** reported by CJI: In 2018 there were 14 alcohol related collisions in Scott County, a decrease of 9 from 2017.

#### Final Report (end of Year 3):

- 1.
- 2.

D. Objectives: Support local initiatives that address:

##### Prevention/Education:

1. Utilize model/evidence-based programs, curriculum and materials
2. Continue/expand existing programs promoting healthy lifestyles and alternative activities
3. Support community utilization of the One Stop Shop and the community prevention and education it provides
4. Implement evidence-based substance abuse prevention programs through youth groups and schools.
5. Provide access and connections to healthy support systems.

##### Treatment/Intervention:

1. Improve existing systems to expand indigent treatment and access
2. Promote and educate community research-based treatment programs
3. Educate community about various treatment options available (MAT and cognitive behavioral therapy)
4. Assist with the promotion of qualified treatment providers
5. Improve access to availability of recovery groups
6. Increase number of people identifying themselves in recovery
7. Create a recovery-oriented system of care that is easily accessible from multiple entry points without barriers

##### Justice/Law Enforcement:

1. Encourage training opportunities for law enforcement and justice personnel
2. Support special patrols, law enforcement, and justice initiatives
3. Increase law enforcement and community awareness of enforcement around liquor laws, sales, and possession.
6. Increase community awareness and provide education on social hosting and enforcement policies around alcohol access.

#### End of Year 1 Update:

##### Prevention/Education Initiatives

1. **Coalition Marketing:** CEASE regularly posts on its website, radio station, radio station website, newspaper, CEASE Facebook Page, Get Healthy Scott County Facebook Page, and Scott County Partnership Facebook Page, including pertinent information on the positive social norms campaign “Stand With Us”, most of us messaging, and drug trends and the advertisement of upcoming community events.
2. **CEASE regularly maintains the following social media sites and email list serves:** CEASE website ([www.scease.org](http://www.scease.org)), CEASE on Twitter, CEASE on Instagram, CEASE Facebook Page, and comprehensive email distribution list (over 400 members). CEASE and Get Healthy Scott County Coalitions send out a once a week —newsletter called the “**Scott County Happenings**” to keep community abreast of upcoming events and news of interest to members.

3. **Scott County School-Based Alcohol & Drug Prevention / Education Programs** being taught to school-aged children K-12 include: Footprints for Life, Second Step-Elementary, Botvin Life Skills, All Stars, Conquer the CHAOS, Life Literacy Academy, EMPOWER Youth Coalition, Guiding Good Choices.
4. Austin has the **21st Century Learning Center** and Scottsburg's 21st Century Learning Center is offered through the YMCA.
5. **Just Say No Club** is offered to all 4th and 5th grade public school students of Scott County School District 2. The goals of the club are: to learn about and support each other in living drug free, to learn and to practice ways to resist negative peer pressure, to perform community service, and to have fun.
6. The **Kiwanis offers Builders' Club and Key Club** to middle and high school students in the county. These are international student-led organizations providing members with opportunities to perform service, build character and develop leadership. Student members perform acts of service in the community and leadership skills by running meetings, planning projects, and holding elected leadership positions at the club, district and international levels.
7. **SADD Club** is offered to 6-12 grade Scottsburg students. SADD is a peer-to-peer education, prevention, and activism organization dedicated to preventing destructive decisions, particularly underage drinking, other drug use, risky and impaired driving, teen violence, and teen suicide. S.A.D.D.'s Mission is to provide students with the best prevention tools possible to deal with the issues of underage drinking, other drug use, risky and impaired driving, and other destructive decisions.
8. Austin High School now has a CDC Grant for the **Teens Linked to Care** Program.
9. **Scott County Positive Social Norm Media Campaigns** "What's Your Side Effect?" and "Stand With Us" continue to be promoted among youth in the county. The **"What's Your Side Effect?"** videos by The Story Shop are shown on a continuous 2 hour loop in the lobbies of the Scott County Partnership and the Clearinghouse.
10. **Scott County is now in Year 2 of DFC Support Program** from ONDCP. The Scott County Partnership is the fiscal agent who applied for the funding on behalf of CEASE. The coalition now has a DFC driven 12-month action plan, has been identifying local problems, and strategies to address these.
11. **DFC Focus Group:** A DFC Focus Group meeting was held with community members to get their feedback on the 12-month action plan.
12. CEASE had a **booth at the Scott County Fair**, where they distributed education/prevention information, as well as information about the coalition.
13. **What's Your Side Effect? Assembly at Austin High School:** 5 Conversation Starter videos with the themes "Make Your Mood", "Family Sharing", "Be Part of the Crowd", "Evaluate Your Friendships", and "Protecting Your Future" were shown and discussed with the actors in the videos sharing their thoughts on the topics with the rest of the student body.
14. LCC Coordinator and DFC Coordinator attended **CADCA's National Leadership Coalition Training** in order to advocate on behalf of Scott County among our federal legislators.
15. **Coordinator spoke to the Scott Area Ministerial Association** regarding recovery resources available in Scott County, as well as services offered by Covering Kids & Families, mental health providers, etc.
16. The **Great Lakes Addiction Technology Transfer Center featured Recovery Community Members in a video** they created on Scott County's Recovery Oriented System of Care.
17. **The Get Healthy Scott County Coalition** held their Blueprint For Transformation Event where they rolled out their Scott County Recovery Oriented System of Care Strategic Plan which focuses on the following areas: Programming, Education, and Support for Families and Community, Multiple Paths for Treatment and Recovery, Support Groups, Youth, Transportation, Housing, and Job Training.
18. **Fred Volpe, SAMHSA's Federal Project Officer**, met with CEASE to share the goals of the DFC.

Treatment/Intervention Local Initiatives

1. The **Get Healthy Scott County Coalition** is focusing on enhancing Recovery Support Groups of all types occurring every day of the week, sober living fun activities, and marketing of groups for community awareness.
2. **Syringe Service Program** provides harm reduction benefits and serves as a gateway to additional counseling and services (located at the Austin One Stop Shop).
3. **One Stop Shop** front of line service for the BMV for state-issued ID's/birth certificates, vaccines, information on HIV prevention, treatment, resources. **LifeSpring** offers primary care medicine, mental health and addiction treatment, and medically assisted recovery.
4. **Covering Kids & Families of Scott County** offer free guidance in selecting affordable healthcare, including HIP, Medicaid, Hoosier, Healthwise, and Marketplace. They assist all individuals, including those with mental illness and Substance Use Disorder, to acquire and keep their insurance in order to get treatment.
5. **LifeSpring Health Systems** is Scott County's Community Mental Health Center (CMHC) providing assessments, individual and group counseling, and substance abuse referrals in Scottsburg and Austin at the One Stop Shop. They also offer Intensive Outpatient Treatment Groups at the One Stop Shop in Austin.
6. **National Youth Advocate Program** (NYAP) offers Outpatient Alcohol and Drug services, such as Substance Use Disorder Assessment, Individual and Family Counseling, Drug Screens, Outpatient Treatment Counseling Groups, Intensive Outpatient Treatment, and Education Programs.
7. **Centerstone** provided volunteer training and structure for the development of the Recovery Engagement Center (REC). Centerstone supported the REC by having coaches housed there and providing treatment/ recovery information.
8. Centerstone opened Scott County's **first ever women's residential treatment center** at Englishton Park in Lexington, Indiana, in September 2017.
9. **New Creation Ministries** refer and transport Scott County men to regional drug treatment programs. They are helping young men by sharing the gospel of Jesus Christ with those who are experiencing life-controlling problems, such as drug addiction and alcoholism.
10. **Support Groups for Families**—Al-Anon and SANITY are still being offered weekly.
11. **Support Groups for Addiction**—We now have many more Recovery Meetings for those who suffer from substance use disorder. A separate list is updated every few months and sent out to community.
12. **Substance Abuse Reduction Course** at Scott County Jail provided by LifeSpring. Jail Participants completed a 6 week course. After completion of the course and release, inmates now have the opportunity for further counseling free of charge thru LifeSpring. We also now have a Recovery Works pilot program in the jail.
13. **"Recovery Support"** is now a priority within the new focus of GHSC. We are exploring and researching different types of recovery groups (Peer Recovery Support Services, 12-Step Recovery Programs, Faith-Based Recovery Programs, non-12 step recovery programs and Recovery Programs for Families). We have identified what is going on at various locations, types, times, days of recovery meetings. This has given us information on gaps in the recovery groups we are offering throughout the county.
14. A **Recovery is Beautiful Wall** is in the lobby of Scott Memorial Hospital, the One Stop Shop, and the Lifelong Learning Center in order to showcase people in Scott County in long-term recovery and to provide encouragement to those who strive to be.
15. 20 people in the community received **Leadership Training with Celebrate Recovery** so that we could begin to offer these recovery support groups in Scott County.
16. The Recovery Community painted **Scott County's very first Recovery Mural** during the summer.
17. Coordinator met with Marilyn Burrus in Bloomington, IN, about starting a **Recovery Residence**.
18. **CEASE helped coordinator and organize a Peer Recovery Coach Training with ICAADA**, so Stan DeKemper and Nate Rush came down to Scott County and trained 18 Peer Recovery Coaches. Scott County now has 22 trained Peer Recovery Coaches, with 2 of those having received their Peer Recovery Coach Certifications.

19. **A Scott County Team visited Portsmouth, Ohio**, to learn about what their community has done to improve their resources and treatment initiatives.
20. **Celebrate Recovery** now meets in both Austin and Scottsburg; our county recovery support groups continue to expand.
21. There has been a **1000% increase in the number of individuals identifying themselves in recovery** and attending all of the support groups that Scott County now has to offer.
22. The **Recovery Community held their 2nd Annual Christmas Recovery Bash** inviting all from the recovery community to fellowship and enjoy sober fun.

#### Justice/Law Enforcement Local Initiatives

1. **Scottsburg Police Department:** Officer with this department work alcohol patrols (different blitzes include the targeting of individuals who are operating a vehicle while intoxicated). Officers are assigned to Halloween, After Prom and graduation and county fair detail for general security, which includes observation for alcohol use by youth.
2. **Scott County Sheriff's Department:** The Sheriff's Office continues to be proactive in their efforts to combat drug and alcohol crimes that are committed in Scott County. The Department currently has a deputy assigned as a K-9 unit.
3. **Scott County Prosecutor's Office:** reviews cases received from law enforcement agencies and enforce the law applicable to the charges received. The prosecutor's office has partnered with Hoosier Hills PACT to create a round-up Drug and Alcohol Class for juvenile offenders who have been charged with drug or alcohol-related crimes. They also utilize community corrections (community service hours) as a punitive measure in misdemeanor drug/alcohol/marijuana cases. When appropriate, first time misdemeanor offenders are referred to the Prosecutor's Office Pre-Trial Diversion Program.

#### End of Year 2 Update:

#### Prevention/Education Initiatives

1. **CEASE's goals** include increasing community collaboration, preventing and decreasing youth alcohol use. Our focused activities relate to building coalition capacity, strengthening collaboration and incorporating the seven proven core strategies of the DFC. We are now in Year 3 of our DFC grant and are continuing to build momentum with a Strategic Prevention Framework refresher training. CEASE is in the implementation phase of our 12-Month Action Plan and has 5 active workgroups that are currently implementing activities within our plan. Our coalition has broad sector representation, an active membership, and is well known and highly respected as a regional leader in reducing substance use. We are excited to have the structure and guidance of the DFC to help guide, organize, and fuel our efforts.
2. **Coalition Marketing:** CEASE consistently posts on the radio station, radio station website, newspaper, CEASE Website, including pertinent information on the positive social norms campaign, and drug trends and the advertisement of upcoming community events.
3. **CEASE maintains the following social media sites and email list serves:** CEASE website ([www.sccease.org](http://www.sccease.org)), CEASE on Twitter, CEASE on Instagram, CEASE Facebook Page, and comprehensive email distribution list (over 450 members). CEASE and Get Healthy Scott County coalitions send out a weekly e-newsletter called the "**Scott County Happenings**" to keep community abreast of upcoming events and news of interest to members.
4. **Scott County School-Based Alcohol & Drug Prevention / Education Programs** being taught to school-aged children K-12 include: Footprints for Life, Second Step-Elementary, Botvin Life Skills, All Stars, High School Conquer the CHAOS, Life Literacy Academy, EMPOWER Youth Coalition, Guiding Good Choices.
5. Austin and Scottsburg both offer the **21st Century Learning Center** for elementary children.
6. **Just Say No Club**, offered to 4th and 5th grade public school students of Scott County School District 2, goal are to learn about and support each other in living drug free, to learn and to practice ways to resist negative peer pressure, to perform community service, and to have fun.



7. **Kiwanis offers K-Kids (elementary), Builders' Club (middle school) and Key Club (high school)** for students in the county. These are international student-led organizations providing members with opportunities to perform service, build character and develop leadership. Student members perform acts of service in the community and leadership skills by running meetings, planning projects, and holding elected leadership positions at the club, district and international levels.
8. Austin High School has a CDC Grant for the **Teens Linked to Care** Program.
9. **Scott County Positive Social Norm Media Campaigns** "What's Your Side Effect?" and "Stand With Us" continue to be promoted among youth in the county.
10. **Scott County is now in Year 3 of DFC Support Program** from ONDCP. The Scott County Partnership is the fiscal agent who applied for the funding on behalf of CEASE. The coalition now has a DFC driven 12-month action plan, has been identifying local problems, and strategies to address these.
11. **DFC Work Groups:** the Coalition now has 4 active work groups working on the strategies and activities of the Year 3 12-month action plan.
12. CEASE had a **booth at the Scott County Fair**, where they distributed education/prevention information, as well as information about the coalition.
13. LCC Coordinator and DFC Coordinator attended **CADCA's National Leadership Coalition Training**, along with 6 Scott County youth.

#### Treatment/Intervention Local Initiatives

1. **Scott County's Recovery Community Organization THRIVE** was formed and meets monthly and has taken over the TI-ROSC strategies begun by the Get Healthy Scott County Coalition.
2. **Syringe Service Program** provides harm reduction benefits and serves as a gateway to additional counseling and services (located at the Austin One Stop Shop).
3. **One Stop Shop** offers HIV prevention, treatment, and care coordination, as well as primary care and mental health/addiction treatment.
4. **Covering Kids & Families of Scott County** offer free guidance in selecting affordable healthcare, including HIP, Medicaid, Hoosier, Healthwise, and Marketplace. They assist all individuals, including those with mental illness and Substance Use Disorder, to acquire and keep their insurance in order to get treatment.
5. **LifeSpring Health Systems** is Scott County's Community Mental Health Center (CMHC) providing assessments, individual and group counseling, and substance abuse referrals in Scottsburg and Austin at the One Stop Shop. They also offer Intensive Outpatient Treatment Groups at the One Stop Shop in Austin.
6. **National Youth Advocate Program (NYAP)** offers Outpatient Alcohol and Drug services, such as Substance Use Disorder Assessment, Individual and Family Counseling, Drug Screens, Outpatient Treatment Counseling Groups, Intensive Outpatient Treatment, and Education Programs.
7. **Centerstone** provides comprehensive psychiatric, mental health treatment, and recovery services in the community and the office to adults, children and families.
8. **Centerstone Recovery Center** is a voluntary women's residential substance use treatment program providing innovative, comprehensive, holistic, and long-term recovery options with an emphasis on building skills for long-term sobriety, employment readiness, improved relationships, parenting, emotion management, and community integration.
9. **New Creation Ministries** refers and transports Scott County men to regional drug treatment programs. They are helping young men by sharing the gospel of Jesus Christ with those who are experiencing life-controlling problems, such as drug addiction and alcoholism.
10. **Support Groups for Families and Addiction**—We now have 15 Recovery Meetings for those who suffer from substance use disorder, as well as their family members. A separate list is updated every few months and sent out to community.
11. **Substance Abuse Reduction Course** at Scott County Jail provided by LifeSpring. Jail Participants completed a 6 week course. After completion of the course and release, inmates now have the opportunity for further counseling free of charge thru LifeSpring.

12. “**Recovery Supports**” is now a priority within THRIVE, Scott County’s RCO who is exploring and researching different types of recovery groups (Peer Recovery Support Services, 12-Step Recovery Programs, Faith-Based Recovery Programs, non-12 step recovery programs and Recovery Programs for Families). They have identified what is going on at various locations, types, times, days of recovery meetings, which has also provided information on gaps in groups being offered.
13. A **Recovery is Beautiful Wall** is in the lobbies of Scott Memorial Hospital, the One Stop Shop, and the Lifelong Learning Center, in order to showcase people in Scott County in long-term recovery and to provide encouragement to those who strive to be.
14. There has been a **1000% increase in the number of individuals identifying themselves in recovery** and attending all of the support groups that Scott County now has to offer.
15. The **Recovery Community held their 3rd Annual Christmas Recovery Bash** inviting all from the recovery community to fellowship and enjoy sober fun.
16. The **Great Lakes Prevention Technology Transfer Center** led a Recovery Community Organization Bootcamp.

#### Justice/Law Enforcement Local Initiatives

1. **Scottsburg Police Department:** Officer with this department work alcohol patrols (different blitzes include the targeting of individuals who are operating a vehicle while intoxicated). Officers are assigned to Halloween, After Prom and graduation and county fair detail for general security, which includes observation for alcohol use by youth.
2. **Scott County Sheriff’s Department:** The Sheriff’s Office continues to be proactive in their efforts to combat drug and alcohol crimes that are committed in Scott County. The Department currently has a deputy assigned as a K-9 unit.
3. **Scott County Prosecutor’s Office:** reviews cases received from law enforcement agencies and enforce the law applicable to the charges received. The prosecutor’s office has partnered with Hoosier Hills PACT to create a round-up Drug and Alcohol Class for juvenile offenders who have been charged with drug or alcohol-related crimes. They also utilize community corrections (community service hours) as a punitive measure in misdemeanor drug/alcohol/marijuana cases. When appropriate, first time misdemeanor offenders are referred to the Prosecutor’s Office Pre-Trial Diversion Program.

#### Final Update (end of Year 3):

#### Prevention/Education Initiatives

- 1.
- 2.

#### Treatment/Intervention Local Initiatives

- 1.
- 2.

#### Justice/Law Enforcement Local Initiatives

- 1.
- 2.

## A. Problem Statement #2: Youth and Adults in Scott County use and abuse prescription medications.

### B. Supportive Data:

#### Supportive Data: Prevention/Education

1. According to estimates by the CDC, approximately 10% or 400-500 people are currently IDU's (intravenous drug users) in Austin, Indiana. Unprecedented HIV Outbreak: November 2014—first 2 cases of HIV reported, end of March 2015—HIV outbreak declared epidemic, October 2015—181 HIV cases, October 2016—205 HIV cases, October 2017—226 HIV Cases. Syringe Service Program approved by ISDH in April 2015, renewed in April 2016, and again in May of 2017.
2. The Scott County, Indiana, outbreak of human immunodeficiency virus (HIV) and hepatitis C virus (HCV) is the single largest known outbreak among persons who inject drugs (PWID) in the United States. As of February 2017, 215 HIV cases had been reported to the Indiana State Department of Health (ISDH) in Scott County. Of these, 204 (95%) reported injection drug use and 204 (95%) were co-infected with HCV. Substantial increases in the rate of chronic HCV infection have also been noted in Scott County (316 to 1,001 cases per 100,000 population from 2014 to 2015). The response to the outbreak has been as large and complex as the outbreak itself, being among persons who reported injecting oxymorphone (Opana®) and sharing needles, and involving numerous federal, state, and local agencies and partners.
3. Of the 20.5 million Americans 12 or older that had a substance use disorder in 2015, 2 million had a substance use disorder involving prescription pain relievers and 591,000 had a substance use disorder involving heroin (American Society of Addiction Medicine 2016 Facts and Figures).
4. An estimated 3.8 million people aged 12 or older in 2015 were current misusers of pain relievers, which represents 1.4 percent of the population aged 12 or older. In 2015, an estimated 276,000 adolescents aged 12 to 17 were current misusers of pain relievers, which corresponds to 1.1 percent of adolescents. An estimated 829,000 young adults aged 18 to 25 misused pain relievers in the past month, which represents 2.4 percent of young adults. An estimated 2.7 million adults aged 26 or older were current misusers of pain relievers, which corresponds to 1.3 percent of adults aged 26 or older (2015 National Survey on Drug Use and Health, SAMHSA).
5. Mental Health among Scott County Youth as self-reported in the 2016 Indiana Youth Survey:
- 6.

**Mental Health in the Past Twelve Months**  
**Scott County Schools Students, 2016**  
 (Values are percentages, valid cases only)

During the past 12 months, did you...?		Grade					
		7th	8th	9th	10th	11th	12th
Q21 Feel sad or hopeless for 2+ weeks in a row	No	74.4	69.5	66.7	54.7	57.9	65.7
	Yes	25.6	30.5	33.3	45.3	42.1	34.3
Q21 Seriously consider attempting suicide	No	67.1	61.2	53.3	79.7	62.9	65.7
	Yes	12.9	19.8	6.7	20.3	17.1	14.3
Q21 Make a plan about attempting suicide	No	67.1	65.6	62.0	61.3	65.5	94.1
	Yes	12.9	13.4	8.0	19.8	14.5	5.9

7. According to the **2016 Indiana Youth Survey**, Scott County Youth self-reported the following:  
 The following percentages represent students in grades 8, 10, and 12 that reported they believed there was No Risk/Slight Risk of People harming themselves if they misuse Rx drugs  

<u>GRADE:</u>	<u>8</u>	<u>10</u>	<u>12</u>
	8.7%	8.3%	13.9
8. **Austin High School** reported the following suspensions and expulsions involving drugs, tobacco, weapons, or alcohol during the 2016-17 school year:
  - number of suspensions for alcohol-0
  - number of expulsions for alcohol-0
  - number of suspension for drugs-0

- number of expulsions for drugs-0
  - number of suspension for weapons-0
  - number of expulsion for weapons-0
  - number of suspensions for tobacco-1
  - number of expulsions for tobacco-0
9. **Austin Middle School** had 3 suspensions/expulsions for tobacco/drugs/alcohol and 0 suspensions/expulsions for weapons.
  10. **Scottsburg High School** expulsions and suspensions involving drugs, weapons, or alcohol during the 2016-17 school year:
    - Alcohol: suspensions - 2; expulsions - 2
    - Drugs: suspensions - 4; expulsions - 4
    - Weapons: suspensions - 1; expulsion - 1
    - Tobacco: suspensions - 15; expulsions - 3

NOTE: All expulsions start with up to 10 days suspension. For each expulsion reason above, deducting the number of suspensions that correspond with the number of expulsions will give you the number of suspensions that did not result in an expulsion. Each suspension for alcohol, drugs and weapons were the same incidents as the corresponding expulsions, not additional incidents. But, 12 tobacco suspensions did not result in expulsion (SCSD 2 self-reporting).
  11. **Scottsburg Middle School** (2016-17) had 0 Suspensions for Drugs, 0 Expulsions for Drugs, 1 Suspensions for Weapons, 0 Expulsions for Weapons, 0 Suspension for Alcohol, 0 Expulsions for Alcohol, 3 Suspensions for Tobacco and 0 expulsion for tobacco (SCSD 2 self-reporting).

#### Supportive Data: Treatment/Intervention

1. **Scott County Community Clearinghouse** reported 50% of clients served in 2016 have substance abuse problems (Judy Montgomery, Director, Scott Co. Clearinghouse).
2. In 2016, **LifeSpring Health Systems** 828 unduplicated clients seen in Scott County:
  - 113, or 14%, had a substance abuse diagnosis
  - 227, or 27%, had poly-substance abuse diagnoses
  - Turning Point Center data collected for Scott Co:
  - 80 referrals from Scott Co. (36 Male, 44 Female)
  - 28 admitted (12 male, 16 female)
  - 4 no call/no show
  - 2 cancelled, 6 unable to reach, 5 had legal issues and court would not allow, 3 went to other facilities, and 32 completed our demographic form, but never turned in TB test results
  - 28 discharges:
  - 19 successful
  - 1 managerial
  - 8 against medical advice
  - 30 days was the average wait time from approved application
  - 60 days was the average wait time from referral (38 days was average wait time from the time TB test results were turned in)
3. **One Stop Shop/Syringe Services Program/Scott County Health Department** (2016):
  - Number of people diagnosed to date with HepC: 229 (2 acute).
  - Number of people diagnosed to date with HIV: 226
  - Number of people served to date: 688
  - Number of total SEP visits: 5337
  - Number of syringes dispensed to date: 532,033
  - Number of syringes received to date: 499,964
  - Number of syringes dispensed in 2016: 254,725
  - Number of syringes received in 2016: 250,736

#### **Self-Reported Drug of Choice:**

	<u>To Date (4-1-15 to 9-25-17)</u>	<u>All of 2016</u>
Opana	3026	17
Meth	986	468

Heroin	865	418
Other:	647	277
Other Opioids	283	99
Cannabis	261	97
Sedatives	162	36
Cocaine	120	10

Supportive Data: Justice/Law Enforcement

- According to the **Scott County Department of Child Services** 2016 data, Scott County received 798 reports alleging child abuse and/or neglect; an estimated 680 of the reports alleged substance abuse by the caregiver. Of the 798 reports, 208 were substantiated, 59% involved substance abuse by a caregiver; 119 new cases were opened that involved 230 children. Of the 230 children receiving services, 132 children were removed from their home. During 2016, 511 total children received services at some time due to child abuse and neglect, 85% due to substance abuse of their caregivers (Scott County Department of Child Services self-reporting).
- According to the **Indiana Board of Pharmacy** for 2016, Scott County's INSPECT Data:
  - Total Licensed: 36 (actual INSPECT Registrants)
  - Registered Dispensers 15
  - Licensed Dispensers 13
  - Registered Practitioners 32
  - Total Licensed Practitioners: 36
  - Registered Law Enforcement: 8
  - Percent of registered practitioners who are licensed: 89%
  - Requests: 5,919
  - Total Rx Drugs dispensed in Scott County: 150,044
  - Dispensed Opioids Per Capita: 95,660/23,730 (4.03 Rx/resident; Population 23,744)
  - Opiate Prescriptions filled in 2016: Statewide = 17,799,795; Scott County = 95,660
  - Total Rx Drugs dispensed in Scott County = 150,044
  - Percent of Rx drugs in Scott County dispensed that were opioids = 64%
- Scott County Sheriff's Office** reported the following arrests for 2016:
  - 29 possession of controlled substance
  - 6 possession of legend drug
  - 12 possession of narcotic drug
  - 40 possession of Meth
  - 3 dealing in Meth
  - 0 dealing in Cocaine
  - 1 dealing in a Narcotic Drug
  - 8 dealing in a controlled substance
  - 6 manufacturing Meth
  - 10 possession of hypodermic needle
  - 33 possession of marijuana
- Scottsburg Police Department** reported for 2016:
 

<u>ADULT:</u>	<u>JUVENILE:</u>
5 O.W.I. COUNT I	13 ILLEGAL CONSUMPTION
6 O.W.I. COUNT II	1 O.W.I. COUNT I
1 O.W.I. ENDANGERMENT	2 POSSESSION OF MARIJUANA
2 O.W.I. FELONY	UNDER 30 GRAMS
4 O.W.I. REFUSAL	
4 VISITING A COMMON NUISANCE	
3 DEALING CONTROLLED SUBSTANCE	
3 DEALING METHAMPHETAMINE	
3 DEALING HEROINE	
1 MAINTAINING A COMMON NUISANCE	
18 POSSESSION OF CONTROLLED SUBSTANCE	

- 6 POSSESSION OF MARIJUANA UNDER 30 GRAMS
- 20 POSSESSION OF METHAMPHETAMINE
- 4 POSSESSION OF PARAPHERNALIA
- 7 POSSESSION OF SYRINGE
- 7 POSSESSION OF HEROIN

**TOTAL SUBSTANCE ARRESTS: 139**

6. **Austin Police Department** has not provided 2016 data as of the writing of this report.

7. <b>Scott County Prosecutor's Office</b> Reported for 2016:	<u>Counts</u>	<u>Cases</u>
Unlawful Sale of Legend Drugs	1	1
Unlawful Possession of Use of Precursor	1	1
Unlawful Possession of Legend Drug	16	13
Dealing in Cocaine	9	9
Dealing in a Narcotic Drug	19	13
Dealing in a Schedule I Controlled Substance	2	2
Dealing in a Schedule IV Controlled Substance	3	3
Possession of Narcotic Drug	67	61
Possession of Controlled Substance	62	55
Obtaining Controlled Substance by Fraud or Deceit	13	3
Unlawful Production of Prescription Forms	5	1

8. In all of 2016, the **Scott County Coroner** reported that there were 17 drug overdose deaths out of 54 (31%) total Scott County Coroner Cases. This is the highest amount since 2011.

**The 17 Drug Overdose Deaths showed a multi-drug intoxication of drugs below:**

<b>Alprazolam: 6</b>	<b>Flexiril: 1</b>	<b>Levetiracetam: 1</b>	<b>Morphine: 1</b>
<b>Alcohol: 2</b>	<b>Gabapentin: 2</b>	<b>Lyrica: 1</b>	<b>Opana: 3</b>
<b>Citalopram: 1</b>	<b>Heroin: 1</b>	<b>Methadone: 1</b>	<b>Oxycodone: 2</b>
<b>Fentanyl: 5</b>	<b>Hydrocodone: 3</b>	<b>Methamphetamine: 7</b>	<b>Tramadol: 1</b>

9. **Total Rx Drugs dispensed in Scott County** in 2016: 150,044

Dispensed Opioids Per Capita: 95,660/23,730 (4.03 Rx/resident; Population 23,744)

Opiate Prescriptions filled in 2016: Statewide = 17,799,795; Scott Co.= 95,660

Total Rx Drugs dispensed in Scott County = 150,044

10. The 2016 **Average Age-Adjusted Rx Drug Overdose Mortality Rate** per 100,000 in Scott County is 32.9, second highest county in the state behind Starke County (2016 Indiana SEOW Report).

11. Scott County is third behind Lake and Dearborn for the highest number of Drug Poisoning Deaths between 2012-2016; 47.9 deaths per 100,000.

**End of Year 1 Update:**

#### Supportive Data: Prevention/Education

- According to estimates by the CDC, approximately 10% or 400-500 people are currently IDU's (intravenous drug users) in Austin, Indiana. Unprecedented HIV Outbreak: November 2014—first 2 cases of HIV reported, end of March 2015—HIV outbreak declared epidemic, October 2015—181 HIV cases, October 2016—205 HIV cases, October 2017—226 HIV Cases. Syringe Service Program approved by ISDH in April 2015, renewed in April 2016, and again in May of 2017 and 2018.
- The Scott County, Indiana, outbreak of human immunodeficiency virus (HIV) and hepatitis C virus (HCV) is the single largest known outbreak among persons who inject drugs (PWID) in the United States. As of February 2017, 215 HIV cases had been reported to the Indiana State Department of Health (ISDH) in Scott County. Of these, 204 (95%) reported injection drug use and 204 (95%)



were co-infected with HCV. Substantial increases in the rate of chronic HCV infection have also been noted in Scott County (316 to 1,001 cases per 100,000 population from 2014 to 2015). The response to the outbreak has been as large and complex as the outbreak itself, being among persons who reported injecting oxymorphone (Opana®) and sharing needles, and involving numerous federal, state, and local agencies and partners.

3. Drug overdoses killed 72,000 Americans last year, a record number according to the Centers for Disease Control. The death toll is higher than the peak yearly death totals from H.I.V., car crashes or gun deaths. Analysts pointed to two major reasons for the increase: A growing number of Americans are using opioids, and drugs are becoming more deadly. Among the more than 72,000 drug overdose deaths estimated in 2017\*, the sharpest increase occurred among deaths related to fentanyl and fentanyl analogs (synthetic opioids) with nearly 30,000 overdose deaths. Source: CDC.
4. **Mental Health among Scott County Youth** as self-reported in the 2017 Indiana Youth Survey:

**Mental Health in the Past Twelve Months**  
**Scott County Schools Students, 2017**  
(Values are percentages, valid cases only)

		Grade					
During the past 12 months, did you...?		7th	8th	9th	10th	11th	12th
Q21 Feel sad or hopeless for 2+ weeks in a row	No	70.8	64.8	63.2	68.3	70.2	66.8
	Yes	29.2	35.2	36.8	31.7	29.8	33.2
Q21 Seriously consider attempting suicide	No	83.1	79.1	80.7	81.1	78.6	81.6
	Yes	16.9	20.9	19.3	18.9	21.4	18.4
Q21 Make a plan about attempting suicide	No	87.9	84.5	83.5	83.2	83.8	86.0
	Yes	12.1	15.5	16.5	16.8	16.2	14.0

5. According to the 2017 **Indiana Youth Survey**, Scott County Youth self-reported:  
The following percentages represent students in grades 8, 10, and 12 that reported they believed there was **No Risk/Slight Risk** of People harming themselves if they misuse Rx drugs  

<u>GRADE:</u>	<u>8</u>	<u>10</u>	<u>12</u>
	14.1%	16.6%	13.5
6. **Austin High School** reported the following suspensions and expulsions involving drugs, tobacco, weapons, or alcohol during the 2017-18 school year:
  - number of suspensions for alcohol-0
  - number of expulsions for alcohol-0
  - number of suspension for drugs-0
  - number of expulsions for drugs-0
  - number of suspension for weapons-0
  - number of expulsion for weapons-0
  - number of suspensions for tobacco-1
  - number of expulsions for tobacco-0
7. **Austin Middle School** reported the following suspensions and expulsions involving drugs, tobacco, weapons, or alcohol during the 2017-18 school year:
  - number of suspensions for alcohol-0
  - number of expulsions for alcohol-0
  - number of suspension for drugs-0
  - number of expulsions for drugs-0
  - number of suspension for weapons-0
  - number of expulsion for weapons-0
  - number of suspensions for tobacco-4
  - number of expulsions for tobacco-0
8. **Scottsburg High School** expulsions and suspensions involving drugs, weapons, or alcohol during the 2017-18 school year:
  - Number of suspensions for Alcohol: 4 (3 of these suspensions lead to expulsion due to accumulation of various charges)

- Number of expulsions for Alcohol only: 1
  - Number of suspensions for drugs: 4 (4 of these suspensions lead to expulsion due to accumulation of various charges)
  - Number of expulsions for drugs only: 2
  - Number of suspensions for tobacco: 12 (2 of these suspensions lead to expulsion due to accumulation of various charges)
  - Number of expulsions for tobacco only: 1
  - Number of suspensions for weapons: 0
  - Number of expulsions for weapons: 0
- (SCSD 2 self-reporting)
9. **Scottsburg Middle School** (2017-18)
- |          |                           |
|----------|---------------------------|
| Alcohol- | Suspension 0, Expulsion 0 |
| Drugs-   | Suspension 5, Expulsion 1 |
| Weapons- | Suspension 0, Expulsion 0 |
| Tobacco- | Suspension 5, Expulsion 0 |

### Supportive Data: Treatment/Intervention

1. Scott County reported a county rate of 210.7 per 100,000 population for **nonfatal emergency department visits** due to any opioid overdose in 2016.
2. Still waiting on 2017 data from **Centerstone**.
3. In 2017, **LifeSpring Health Systems** saw 913 unduplicated clients seen in Scott County:
  - 111, or 12%, had a substance abuse diagnosis
  - 418, or 46% had poly-substance abuse diagnosesTurning Point Center data collected for Scott Co:
  - 45 referrals from Scott Co. (17 male, 28 female)
  - 12 admitted (5 male, 7 female)
  - 2 no call/no show
  - 2 canceled, 6 unable to reach, 3 went to other facilities, 4 were no longer interested in residential treatment, 1 DCS canceled the referral, 3 nursing were unable to reach, and 14 completed our demographic form, but never turned in TB test results
  - 12 discharges: 6 successful, 3 managerial, 2 against medical advice, 1 due to medical reasons
  - 41 days was the average wait time from approved application
  - 82 days was the average wait time from referral

**3. One Stop Shop/Syringe Services Program/Scott County Health Department (2017):**

Total Visits: 237

# Syringes Given Out: 185,857

# Syringes Received: 168,734

#Active Participants: 427

% Male Participants: 245 males

% Female Participants: 182 females

% Tested for HIV: 94%

% Tested for HCV: 91%

# of STD Tests: 22

## Substance Abuse Treatment Readiness

No Interest: 1163

Long term Interest: 171

Short Term Interest: 161

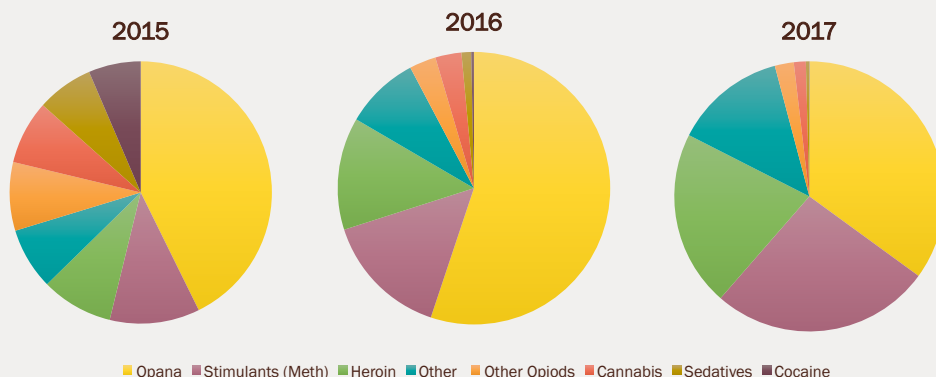
Immediate: 99

Tapering Use: 43

### Top Referrals from SSP Program

1. Substance Abuse Treatment 679
2. Substance Abuse Recovery Group 161
3. Testing 95
4. Insurance 103

## Reported Drug Use



### 5. Mental Health Services 47

# Naloxone Kits Given Out: \_\_\_\_ (Still waiting on this data from the Scott County Health Dept.)

#### Self-Reported Drug of Choice:

To Date (4-1-15 to 9-25-17)

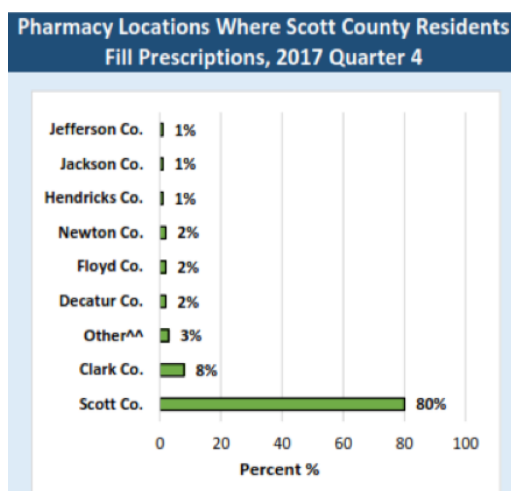
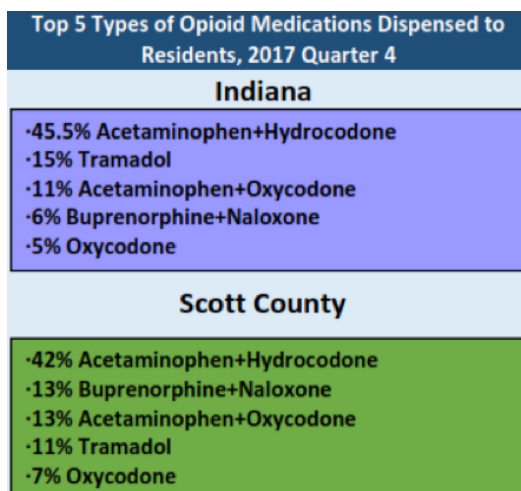
Opana	3026
Meth	986
Heroin	865
Other:	647
Other Opioids	283
Cannabis	261
Sedatives	162
Cocaine	120

- We have a 93% exchange rate for the last 3 years. Only 4% of that is from Community collections and so the very large majority being participants' exchange.
- Scott County is expected to have 26 new cases of HIV every year. In 2016 there were 21 new cases of HIV in Scott County. In 2017 there were 12 new cases linked to the outbreak but only 8 of those lived in Scott County. There are 168 people currently living with HIV/AIDS in the county.
- Scott County had 247 cases of Chronic Hepatitis C in 2015. In 2017, we had 102 and 0 acute cases.

- 94% of our SSP participants reported being tested for HIV.
- Participation and numbers of needles being given out has decreased since March 2016.
- As of March 30th, 2018 of the eligible HIV+ 222 people engaged in care, 166 of them are virally suppressed.
- CDC study showed 92% of the HIV+ interviewed started using medical sharps disposal containers after the SSP started (only 10% did before SSP!).
- CDC study shows SSP was the most reported location for their participants' last HIV test.
- CDC study concludes PrEP awareness was significantly higher among persons using the SSP.
- CDC study concludes the response to this outbreak, including the establishment of the SSP, played a key role in decreasing behaviors associated with HIV transmission, and continued education is needed to further decrease injection equipment sharing to minimize HIV acquisition risk.
- In 2017 SSP participants were referred to Substance Abuse Treatment and Substance Abuse Recovery Groups 23 more times than in 2016.

#### Supportive Data: Justice/Law Enforcement

1. According to the **Scott County Department of Child Services** 2017 data, Scott County received 762 reports alleging child abuse and/or neglect; an estimated 302 of the reports alleged substance abuse by the caregiver. Of the 762 reports, 186 were substantiated, 46% involved substance abuse by a caregiver; 120 new cases were opened that involved 226 children.
2. According to the Indiana Prevention Resource Center as of December 31, 2016:  
 Total Licensed: 36 actual **INSPECT Registrants**  
 Registered – Practitioners: 32  
 Registered – Pharmacists: 15  
 Registered – Law Enforcement: 8  
 Requests from January 1 through December 31, 2016: 5,919  
 Dispensed Opioids Per 1,000:  
 Quarter 4 for 2017, 363.0 per 1,000 controlled substance prescriptions were dispensed.  
 Count: 8,613 prescriptions dispensed.  
**2017 Data on Opioids Dispensed:**  
 Q1: 367.2 per 1,000; count: 8713  
 Q2: 367.0 per 1,000; count: 8708  
 Q3: 362.8 per 1,000; count: 8609  
 Q4: 363.0 per 1,000; count: 8613  
**Total count 2017: 34,643. This is above the Indiana average.**
3. This data does not reflect from which medical providers Scott County residents are receiving their prescriptions. 80% of Scott County Residents fill their prescriptions in Scott County. The next highest is 8% of Scott County Residents fill their prescriptions in Clark County.



4. Scott County Sheriff's

**Office** reported the following arrests for 2017:

47 possession of controlled substance  
 11 possession of legend drug  
 6 possession of narcotic drug  
 110 possession of Meth  
 13 dealing in Meth  
 1 dealing in Cocaine  
 1 dealing in a Narcotic Drug  
 1 dealing in a controlled substance  
 0 manufacturing Meth  
 53 possession of hypodermic needle  
 71 possession of marijuana

5. **Scottsburg Police Department** reported for 2017:

ADULT

PUBLIC INTOXICATION-17  
 DEALING METHAMPHETAMINE-8  
 DEALING HEROIN-3  
 POSSESSION OF HEROIN-7  
 POSSESSION OF METHAMPHETAMINE-34  
 POSSESSION OF A SYRINGE-19  
 POSSESSION OF A CONTROLLED SUBSTANCE-9  
 OWI-12  
 OWI REFUSAL-5  
 VISITING A COMMON NUISANCE-18  
 MAINTAINING A COMMON NUISANCE-14  
 POSSESSION OF MARIJUANA-11  
 POSSESSION OF PARAPHERNALIA-6  
 ILLEGAL CONSUMPTION-6  
 POSSESSION OF A SYNTHETIC DRUG-2  
 TOTAL SUBSTANCE ARRESTS - 171

JUVENILE

OWI-1  
 ILLEGAL CONSUMPTION-2  
 TOTAL SUBSTANCE ARREST - 3

6. **Austin Police Department** has not provided 2017 data as of the writing of this report after repeated requests.

7. **Scott County Prosecutor's Office** Reported for 2017:

<u>Offense Name</u>	<u>Statute</u>	<u>Counts</u>	<u>Cases</u>
Unlawful Sale of Legend Drugs	16-42-19-11	0	0
Unlawful Possession or Use of Legend Drug or Precur.	16-42-19-13	19	14
Dealing in Cocaine	35-48-4-1(a)(1)	1	1
Dealing in a Narcotic Drug	35-48-4-1(a)(1)	20	13
Dealing in Cocaine	35-48-4-1(a)(2)	1	1
Dealing in a Narcotic Drug	35-48-4-1(a)(2)	7	4
Dealing in a Schedule I Controlled Substance	35-48-4-2(a)(1)	2	2
Dealing in a Schedule IV Controlled Substance	35-48-4-3(a)(1)	1	1
Dealing in a Schedule IV Controlled Substance	35-48-4-3(a)(2)	1	1
Possession of Narcotic Drug	35-48-4-6(a)	70	64
Possession of Cocaine	35-48-4-6(a)	6	4
Possession of Controlled Substance	35-48-4-7(a)	65	52
Obtaining Controlled Substance by Fraud or Deceit	35-48-4-14(c)	0	0
Unlawful Production of Prescription Forms	35-48-4-14(e)	0	0

7. In all of 2017, the **Scott County Coroner** reported that there were 6 drug overdose deaths.

**The 6 Drug Overdose Deaths showed a multi-drug intoxication of drugs below:**

<b>Fentanyl:</b>	<b>1</b>	<b>Morphine:</b>	<b>1</b>	<b>Hydrocodone:</b>	<b>5</b>
<b>Alprazolam:</b>	<b>2</b>	<b>Oxycodone:</b>	<b>2</b>	<b>Ethanol:</b>	<b>1</b>
<b>Hydromorphone:</b>	<b>1</b>	<b>Carisoprodol:</b>	<b>1</b>	<b>Dihydrocodeine:</b>	<b>1</b>

8. Scott County is the third highest behind Lake and Dearborn for the highest number of Drug Poisoning Deaths between 2012-2016; 47.9 deaths per 100,000.

**End of Year 2 Update:**

Supportive Data: Prevention/Education

1. In 2017, the number of **Scott County non-fatal emergency department visits involving opioids** was 45 or 188.5 per 100,000 population.
2. According to estimates by the CDC, approximately 10% or 400-500 people are currently IDU's (intravenous drug users) in Austin, Indiana. Unprecedented HIV Outbreak: November 2014—first 2 cases of HIV reported, end of March 2015—HIV outbreak declared epidemic, October 2015—181 HIV cases, October 2016—205 HIV cases, October 2017—226 HIV Cases. Syringe Service Program approved by ISDH in April 2015, renewed in April 2016, and again in May of 2017 and 2018.
3. According to Indiana FSSA, in 2018 the total number of **admissions for prescription opioid use** reported was 68 (32.1%), for heroin was 50 (23.6%), for methamphetamine 129 (60.8%), and the total number of admissions for state-funded treatment was 212.
4. The Scott County, Indiana, outbreak of human immunodeficiency virus (HIV) and hepatitis C virus (HCV) is the single largest known outbreak among persons who inject drugs (PWID) in the United States. As of February 2017, 215 HIV cases had been reported to the Indiana State Department of Health (ISDH) in Scott County. Of these, 204 (95%) reported injection drug use and 204 (95%) were co-infected with HCV. Substantial increases in the rate of chronic HCV infection have also been noted in Scott County (316 to 1,001 cases per 100,000 population from 2014 to 2015). The response to the outbreak has been as large and complex as the outbreak itself, being among persons who reported injecting oxymorphone (Opana®) and sharing needles, and involving numerous federal, state, and local agencies and partners.
5. **Mental Health among Scott County Youth** as self-reported in the 2018 Indiana Youth Survey:

**Mental Health in the Past Twelve Months  
Scott County Schools Students, 2018  
(Values are percentages, valid cases only)**

		Grade					
During the past 12 months, did you...?		7th	8th	9th	10th	11th	12th
Q21 Feel sad or hopeless for 2+ weeks in a row	No	70.1	55.8	67.0	65.5	63.2	70.5
	Yes	29.7	44.2	33.0	34.5	36.8	29.5
Q21 Seriously consider attempting suicide	No	83.5	69.9	78.8	77.6	77.8	84.7
	Yes	16.5	30.1	21.2	22.4	22.2	15.3
Q21 Make a plan about attempting suicide	No	87.4	77.6	83.3	86.7	80.4	85.4
	Yes	12.6	22.4	16.7	13.3	19.6	14.6



6. According to the 2018 **Indiana Youth Survey**, Scott County Youth self-reported:  
The following percentages represent students in grades 8, 10, and 12 that reported there is a **Risk** of People harming themselves if they misuse Rx drugs
- |               |          |           |           |
|---------------|----------|-----------|-----------|
| <u>GRADE:</u> | <u>8</u> | <u>10</u> | <u>12</u> |
|               | 92.5%    | 91.3%     | 84.6%     |
7. **Austin High School** reported the following suspensions and expulsions involving drugs, tobacco, weapons, or alcohol during the 2018-19 school year:
- 0 suspensions for alcohol
  - 0 expulsions for alcohol
  - 0 suspensions for drugs
  - 1 expulsions for drugs
  - 0 suspensions for weapons
  - 0 expulsions for weapons
  - 4 suspensions for tobacco
  - 0 expulsions for tobacco
8. **Austin Middle School** reported the following suspensions and expulsions involving drugs, tobacco, weapons, or alcohol during the 2018-19 school year:
- 0 suspensions or expulsion for alcohol
  - 0 suspensions or expulsion for drugs
  - 1 suspension for weapons
  - 0 expulsions for weapons
  - 8 suspensions for tobacco (all for vaping)
  - 0 expulsions for tobacco
9. **Scottsburg High School** expulsions and suspensions involving drugs, weapons, or alcohol during the 2018-19 school year:
- Number of suspensions for Alcohol: 1
  - Number of suspensions for drugs: 5
  - Number of suspensions for tobacco: 31 (4 of these suspensions lead to expulsion due to accumulation of various charges)
  - Number of expulsions for tobacco: 0
  - Number of suspensions for weapons: 1
  - Number of expulsions for weapons: 1 (SCSD 2 self-reporting)
10. **Scottsburg Middle School** (2018-19)
- 0 Alcohol Suspensions
  - 1 Alcohol Expulsion
  - 2 Drug Suspensions
  - 1 Drug Expulsion
  - 3 Tobacco and 7 Vaping Suspensions
  - 1 Tobacco/Vape Expulsions
  - 1 Weapons Suspension (knife, resulted in change of special ed placement)
  - 0 Weapon Expulsions

#### Supportive Data: Treatment/Intervention

1. Scott County reported 68 **prescription opioid use admissions** in 2018.
2. **Centerstone** (2018) treated 172 (21.9%) clients for opioid use, 97 (12.3%) for alcohol use, 224 (28.5%) had more than 1 substance diagnosis, and 654 (83.1%) were diagnosed with mental illness for a total of 787 individuals treated.
3. In 2018, **LifeSpring Health Systems** saw 1134 unduplicated clients seen in Scott County:
  - 288 were diagnosed with an Opioid use disorder
  - 107 were diagnosed with Alcohol use disorder
  - 107 were diagnosed with Polysubstance abuse
4. In 2018, **Turning Point Center** in Jeffersonville reported for Scott County:
  - 10 Male admissions

- 14 Female admissions
  - Discharges of above include: 18 successful, 2 managerial, 4 against medical advice
5. **One Stop Shop/Syringe Services Program/Scott County Health Department (2018):**  
 \*483 Naloxone Kits Given Out  
 Total Visits:  
     159,333 Syringes Given Out  
     134,740 Syringes Received:  
     407 Active Participants:  
     237 Male Participants  
     170 Female Participants  
     90% Tested for HIV  
     98% Tested for HCV  
     94 STD Tests  
 Substance Abuse Treatment Readiness  
     1324 No Interest  
     185 Long Term Interest  
     83 Short Term Interest  
     25 Immediate  
     64 Tapering Use  
 Top Referrals from SSP Program  
     1. 848 Substance Abuse Treatment  
     2. 988 Substance Abuse Recovery Group  
     3. 659 Testing  
     4. 182 Insurance  
     5. 4 Mental Health Services  
 Self-Reported Drug of Choice:  
     Opana: 322                      Other Opioids: 13  
     Meth: 984                      Cannabis: 26  
     Heroin: 657                    Sedatives:  
     Other: 182                    Cocaine: 5
- There is a 92% exchange rate for the last 3 years. Only 3% of that is from Community collections and so the large majority is from participants' exchange.
  - Scott County is expected to have 26 new cases of HIV every year; in 2016 there were 21 new cases of HIV; in 2018 there were 10 new cases linked to the outbreak but only 7 of those lived in Scott County. *There are 150 people currently living with HIV/AIDS in the county.*
  - There were 247 cases of Chronic Hepatitis C in 2015, 102 and 0 acute cases in 2017, and 58 cases in 2018.
  - 90% of our SSP participants reported being tested for HIV.
  - Participation and numbers of needles being given out has decreased since March 2016.
  - As of March 30th, 2018, of the eligible HIV+ individuals, 222 people engaged in care, 166 of them are virally suppressed.
  - CDC study shows SSP was the most reported location for their participants' last HIV test.
  - CDC study concludes PrEP awareness was significantly higher among persons using the SSP.
  - **CDC study concludes the response to this outbreak, including the establishment of the SSP, played a key role in decreasing behaviors associated with HIV transmission, and continued education is needed to further decrease injection equipment sharing to minimize HIV acquisition risk.**

Supportive Data: Justice/Law Enforcement

1. According to the **Scott County Department of Child Services** 2018 data, Scott County received 787 reports alleging child abuse and/or neglect; an estimated 256 of the reports alleged substance abuse by the caregiver. Of the 787 reports, 94 were substantiated, 42% involved substance abuse by a caregiver; 85 new cases were opened that involved 163 children.

2. In 2018, for **Indiana's Prescription Drug Monitoring Program, INSPECT**, LeAnn Walker, the Scott County Prevention Resource Coordinator reported:
  - Total Licensed: 65 actual **INSPECT Registrants**
  - Registered – Practitioners: 48 out of possible 36
  - Registered – Pharmacists: 17 out of possible 24
  - Registered – Law Enforcement: No data available
  - INSPECT Requests from January 1 through December 31, 2018: No data available
3. 2018 Data on **Opioids Dispensed for Scott County**:
  - Q1: 7509, Q2: 7395, Q3: NA, Q4: 8105
  - Total number of Opiate Rx filled in 2018 = 23,009 **This is above the Indiana average.**
  - This data does not reflect from which medical providers Scott County residents are receiving their prescriptions.
4. **Scott County Sheriff's Office** reported the following arrests for 2018:
  - 17 possession of controlled substance
  - 2 possession of legend drug
  - 5 possession of narcotic drug
  - 40 possession of Meth
  - 24 dealing in Meth
  - 13 dealing in Cocaine
  - 1 dealing in a Narcotic Drug
  - 3 dealing in a controlled substance
  - 0 manufacturing Meth
  - 11 possession of hypodermic needle
  - 21 possession of marijuana
5. **Scottsburg Police Department** reported the following Adult Arrests for 2018:
  - 22 POSSESSION OF METHAMPHETAMINE
  - 5 POSSESSION OF MARIJUANA
  - 5 POSSESSION OF HEROIN
  - 1 POSSESSION OF PARAPHERNALIA
  - 6 POSSESSION OF SYRINGE
  - 4 DEALING HEROIN
  - 3 DEALING METHAMPHETAMINE
  - 7 VISITING A COMMON NUISANCE
  - 2 MAINTAINING A COMMON NUISANCE
6. **Austin Police Department** has not provided 2018 data as of the writing of this report.
7. **Scott County Prosecutor's Office** Reported for 2018:

<b>Offense Name</b>	<b>Counts</b>	<b>Cases</b>
Unlawful Sale of Legend Drugs	0	0
Unlawful Possession or Use of Legend Drug/Precursor	21	17
Dealing in Cocaine	11	10
Dealing in a Narcotic Drug	25	20
Dealing in Cocaine	0	0
Dealing in a Narcotic Drug	1	1
Dealing in a Schedule I Controlled Substance	4	2
Dealing in a Schedule III Controlled Substance	3	3
Dealing in a Schedule IV Controlled Substance	5	5
Dealing in a Schedule IV Controlled Substance	0	0
Possession of Narcotic Drug	44	44
Possession of Cocaine	6	6
Possession of Controlled Substance	55	46
Possession of a Schedule V Controlled Substance	1	1

7. In all of 2018, the **Scott County Coroner** reported that there were 12 drug overdose deaths out of a total of 46 coroner calls.

**The 12 Drug Overdose Deaths showed a multi-drug intoxication including the drugs below:**

<b>Fentanyl:</b>	<b>5</b>	<b>Hydrocodone:</b>	<b>2</b>	<b>Methamphetamine:</b>	<b>6</b>
<b>Alprazolam:</b>	<b>3</b>	<b>Oxycodone:</b>	<b>22</b>	<b>Ethanol:</b>	<b>1</b>

8. **Scott County is the third highest county** behind Fayette (58.8) and Wayne (49.2) for the highest number of **Drug Poisoning Deaths between 2013-2017**; 46.2 deaths per 100,000.

#### Final Update (end of Year 3):

##### Supportive Data: Prevention/Education

- 1.
- 2.

##### Supportive Data: Treatment/Intervention

- 1.
- 2.

##### Supportive Data: Justice/Law Enforcement

- 1.
- 2.

#### C. Goals:

1. Decrease past 30-day prescription drug use among high school youth (grades 9, 10, 11, and 12) by 5% in 2020 as measured by the Indiana Youth Survey.
2. Reduce the number of controlled substances dispensed in Scott County by 25% by 2020.
3. Reduce the overdose death rate 10% by the year 2020.

#### End of Year 1 Annual Benchmarks:

##### 1. Youth Reporting within the Last 30 days:

<b>Rx Drugs (not prescribed to)</b>	<b>9th</b>	<b>10th</b>	<b>11th</b>	<b>12th</b>
<b>2016</b>	1.3%	0.0%	1.2%	0.0%
<b>2017</b>	0.0%	3.2%	3.7%	3.8%

2. Quarter 4 for 2017, 363.0 per 1,000 controlled substance prescriptions were dispensed.  
 Count: 8,613 prescriptions dispensed.  
 2017 Q1: 367.2 per 1,000; count: 8713

Q2: 367.0 per 1,000; count: 8708

Q3: 362.8 per 1,000; count: 8609

Q4: 363.0 per 1,000; count: 8613

3. In all of 2017, the **Scott County Coroner** reported that there were 6 drug overdose deaths.

#### End of Year 2 Annual Benchmarks:

1. Youth Reporting using Rx Drug within the Last 30 days:

Rx Drugs (not prescribed to)	9th	10th	11th	12th
2016	1.3%	0.0%	1.2%	0.0%
2017	0.0%	3.2%	3.7%	3.8%
2018	1.8%	3%	1.3%	1.3%

2. Opioids Dispensed for Scott County:

2017 Data      2018 Data

Q1: 8713      Q1: 7509

Q2: 8708      Q2: 7395

Q3: 8609      Q3: NA

Q4: 8613      Q4: 8105

Total number of Opiate Rx filled in 2018 = 23,009, but it does not include Q3 data.

**This is above the Indiana average.**

3. In all of 2018, the **Scott County Coroner** reported that there were 12 drug overdose deaths out of a total of 46 coroner calls.

#### Final Report Benchmarks (end of Year 3):

- 1.
- 2.

D. Objectives: Support local initiatives that address:

##### Prevention/Education:

1. Provide public awareness and provide information through workshops, community events, lunch and learns, seminars and other activities to educate youth and adults on prescription and medicine abuse issues and the stigma surrounding addiction.
2. Utilize model/evidence based programs, curriculum and materials.
3. Continue/expand existing programs promoting healthy lifestyles and alternative activities.
4. Educate community about various treatment options available (MAT and cognitive behavioral therapy).
5. Support community utilization of the One Stop Shop and the community prevention/education it provides.
6. Help schools improved their awareness of problems and policies for addressing prescription drug abuse.
7. Change the physical design of high traffic areas or hidden areas by advocating for crime deterrent equipment and installing permanent prevention messaging.

8. Provide the motivation to remain sober and/or seek recovery services by advocating for the development of services that assist with providing access to paths of education, training and employment.

Treatment/Intervention:

1. Improve existing systems to expand indigent treatment and access
2. Promote and educate community on research-based treatment programs
3. Assist with the promotion of qualified treatment providers
4. Educate community about various treatment options available (MAT and Cognitive Behavioral Therapy)
5. Improve access to availability of recovery groups
6. Increase number of people identifying themselves in recovery
7. Create a recovery-oriented system of care that is easily accessible from multiple entry points without barriers
8. Motivate persons, including youth, to remain sober and/or seek recovery services by providing information on accessing paths to education, training and employment.
9. Educate policy advisors and law makers on the need for treatment, sober living and recovery residence options located within Scott County.

Justice/Law Enforcement:

1. Encourage training opportunities for law enforcement and justice personnel
2. Promote collaboration between local jurisdictions
3. Support special patrols, law enforcement, and justice initiatives
4. Assist in writing grant for specialized training for law enforcement on naloxone use and public education

**End of Year 1 Update:**

Prevention/Education Initiatives

1. **Marketing:** CEASE regularly posts on website, radio station airwaves, radio station website, newspaper, CEASE Facebook Page, Get Healthy Scott County Facebook Page, and Scott County Partnership Facebook Page, including pertinent information on the positive social norms campaign “Stand With Us”, most of us messaging, and drug trends and the advertisement of upcoming community events.
2. **CEASE regularly maintains the following social media sites and email list serves:** CEASE website ([www.scease.org](http://www.scease.org)), CEASE on Twitter, CEASE on Instagram, CEASE Facebook Page, and comprehensive email distribution list (over 400 members). CEASE and Get Healthy Scott County Coalitions send out a once a week —newsletter called the “**Scott County Happenings**” to keep community abreast of upcoming events and news of interest to members.
3. **Scott County School-Based Alcohol & Drug Prevention / Education Programs** being taught to school-aged children K-12 include: Footprints for Life, Second Step-Elementary, Botvin Life Skills, All Stars, Conquer the CHAOS, Life Literacy Academy, EMPOWER Youth Coalition, Guiding Good Choices.
4. Austin has the **21st Century Learning Center** and Scottsburg’s 21st Century Learning Center is offered through the YMCA.
5. **Just Say No Club** is offered to all 4th and 5th grade public school students of Scott County School District 2. The goals of the club are: to learn about and support each other in living drug free, to learn and to practice ways to resist negative peer pressure, to perform community service, and to have fun.
6. The **Kiwanis offers Builders’ Club and Key Club** to middle and high school students in the county. These are international student-led organizations providing members with opportunities to perform service, build character and develop leadership. Student members perform acts of service in the community and leadership skills by running meetings, planning projects, and holding elected leadership positions at the club, district and international levels.



7. **SADD Club** is offered to 6-12 grade Scottsburg students. SADD is a peer-to-peer education, prevention, and activism organization dedicated to preventing destructive decisions, particularly underage drinking, other drug use, risky and impaired driving, teen violence, and teen suicide. S.A.D.D.'s Mission is to provide students with the best prevention tools possible to deal with the issues of underage drinking, other drug use, risky and impaired driving, and other destructive decisions.
8. Austin High School now has a CDC Grant for the **Teens Linked to Care** Program.
9. **Scott County Positive Social Norm Media Campaigns** "What's Your Side Effect?" and "Stand With Us" continue to be promoted among youth in the county. The **"What's Your Side Effect?"** videos by The Story Shop are shown on a continuous 2 hour loop in the lobbies of the Scott County Partnership and the Clearinghouse.
10. **Rx Drug Abuse Prevention Public Education:** Large Rx drug abuse displays and take-away information on the warning signs of addiction, and the proper storage and disposal of Rx drugs are located in medical and dental provider offices, as well as pharmacies in Austin and Scottsburg.
11. **Scott Memorial Hospital has a well-enforced ER Narcotics Pain Policy** to promote safety of patients and discourage the use of narcotic and sedative medications except when necessary and to provide safer prescribing practices for patients.
12. **Naloxone Training and Kits** are given out to clients of the Syringe Exchange Program; every Scott County first responder carries naloxone.
13. **Scott County is now in Year 2 of DFC Support Program** from ONDCP. The Scott County Partnership is the fiscal agent who applied for the funding on behalf of CEASE. The coalition now has a DFC driven 12-month action plan, has been identifying local problems, and strategies to address these.
14. **DFC Focus Group:** A DFC Focus Group meeting was held with community members to get their feedback on the 12-month action plan.
15. CEASE had a **booth at the Scott County Fair**, where they distributed education/prevention information, as well as information about the coalition.
16. **Overdose Lifeline Training "This is NOT About Drugs":** Savi Brenneke trained 5 people to conduct this Opiate Drug Prevention Program in our middle and high schools.
17. Overdose Lifeline's Savi Brenneke presented **"This is NOT About Drugs"** to Austin High School's 9th grade class in April and Scottsburg Middle School 8th grade class in May.
18. **What's Your Side Effect? Assembly at Austin High School:** 5 Conversation Starter videos with the themes "Make Your Mood", "Family Sharing", "Be Part of the Crowd", "Evaluate Your Friendships", and "Protecting Your Future" were shown and discussed with the actors in the videos sharing their thoughts on the topics with the rest of the student body.
19. LCC Coordinator and DFC Coordinator attended **CADCA's National Leadership Coalition Training** and advocated on behalf of Scott County with federal legislators.
20. **Coordinator Croasdell spoke to the Scott Area Ministerial Association** regarding recovery resources available in Scott County, as well as services offered by Covering Kids & Families, mental health providers, etc.
21. The **Great Lakes Addiction Technology Transfer Center featured Recovery Community Members in a video** they created on Scott County's Recovery Oriented System of Care.
22. **Scott County held an Overdose Awareness Day** where Overdose Lifeline's Savi Brenneke came and did a thorough presentation on addiction and then trained attendees on naloxone administration, as well as passed out free naloxone kits.
23. **The Get Healthy Scott County Coalition** held their Blueprint For Transformation Event where they rolled out their Scott County Recovery Oriented System of Care Strategic Plan which focuses on the following areas: Programming, Education, and Support for Families and Community, Multiple Paths for Treatment and Recovery, Support Groups, Youth, Transportation, Housing, and Job Training.
24. **Fred Volpe, SAMHSA's Federal Project Officer**, met with CEASE to share the goals of the DFC.
25. Scott County held two **DEA Drug Take Back** days in order to prevent youth and others from using leftover medications found in family member and grandparents' homes.

26. The Scott County Partnership's Partnerships For Success Funding held an **INSPECT training** for Scott County medical and dental providers in order to increase the use of INSPECT to prevent an increase of prescription drugs on the streets.

#### Treatment/Intervention Local Initiatives

1. The **Get Healthy Scott County Coalition** is focusing on enhancing Recovery Support Groups of all types occurring every day of the week, Sober living fun activities, and marketing of groups for community awareness.
2. **Syringe Service Program** provides harm reduction benefits and serves as a gateway to additional counseling and services (located at the Austin One Stop Shop).
3. **One Stop Shop** front of line service for the BMV for state-issued ID's/birth certificates, vaccines, information on HIV prevention, treatment, resources. **LifeSpring** offers primary care medicine, mental health and addiction treatment, and medically assisted recovery.
4. **Covering Kids & Families of Scott County** offer free guidance in selecting affordable healthcare, including HIP, Medicaid, Hoosier, Healthwise, and Marketplace. They assist all individuals, including those with mental illness and Substance Use Disorder, to acquire and keep their insurance in order to get treatment.
5. **LifeSpring Health Systems** is Scott County's Community Mental Health Center (CMHC) providing assessments, individual and group counseling, and substance abuse referrals in Scottsburg and Austin at the One Stop Shop. They also offer Intensive Outpatient Treatment Groups at the One Stop Shop in Austin.
6. **National Youth Advocate Program** (NYAP) offers Outpatient Alcohol and Drug services, such as Substance Use Disorder Assessment, Individual and Family Counseling, Drug Screens, Outpatient Treatment Counseling Groups, Intensive Outpatient Treatment, and Education Programs.
7. **Centerstone** provided volunteer training and structure for the development of the Recovery Engagement Center (REC). Centerstone supported the REC by having coaches housed there and providing treatment/ recovery information, as well as expanded their services in Scott County and started an adolescent IOP program.
8. Centerstone opened Scott County's **first ever women's residential treatment center** at Englishton Park in Lexington, Indiana, in September.
9. **Covering Kids & Families of Scott County** assists all individuals, including those with mental illness and Substance Use Disorder, to acquire and keep their insurance in order to get treatment.
10. **New Creation Ministries** refer and transport Scott County men to regional drug treatment programs. They are helping young men by sharing the gospel of Jesus Christ with those who are experiencing life-controlling problems, such as drug addiction and alcoholism.
11. **Support Groups for Families**—Al-Anon and SANITY are still being offered weekly.
12. **Support Groups for Addiction**—We now have many more Recovery Meetings for those who suffer from substance use disorder. A separate list is updated every few months and sent out to community.
13. **Substance Abuse Reduction Course** at Scott County Jail provided by LifeSpring. Jail Participants completed a 6 week course. After completion of the course and release, inmates now have the opportunity for further counseling free of charge thru LifeSpring. We also now have a Recovery Works pilot program in the jail.
14. **"Recovery Support"** is now a priority within the new focus of GHSC. We are exploring and researching different types of recovery groups (Peer Recovery Support Services, 12-Step Recovery Programs, Faith-Based Recovery Programs, non-12 step recovery programs and Recovery Programs for Families). We have identified what is going on at various locations, types, times, days of recovery meetings. This has given us information on gaps in the recovery groups we are offering throughout the county.
15. A **Recovery is Beautiful Wall** is in the lobby of Scott Memorial Hospital, the One Stop Shop, and the Lifelong Learning Center in order to showcase people in Scott County in long-term recovery and to provide encouragement to those who strive to be.
16. 20 people in the community received **Leadership Training with Celebrate Recovery** so that we could begin to offer these recovery support groups in Scott County.

17. The Recovery Community painted **Scott County's very first Recovery Mural** during the summer.
18. Coordinator Croasdell met with Marilyn Burrus in Bloomington, IN, about starting a **Recovery Residence**.
19. **CEASE helped coordinator and organize a Peer Recovery Coach Training with ICAADA**, so Stan DeKemper and Nate Rush came down to Scott County and trained 18 Peer Recovery Coaches. Scott County now has 22 trained Peer Recovery Coaches, with 2 of those having received their Peer Recovery Coach Certifications.
20. **A Scott County Team visited Portsmouth, Ohio**, to learn about what their community has done to improve their resources and treatment initiatives.
21. **Celebrate Recovery** now meets in both Austin and Scottsburg; our county recovery support groups continue to expand.
22. There has been a **1000% increase in the number of individuals identifying themselves in recovery** and attending all of the support groups that Scott County now has to offer.
23. The **Recovery Community held their 2nd Annual Christmas Recovery Bash** inviting all from the recovery community to fellowship and enjoy sober fun.

#### Justice/Law Enforcement Local Initiatives

1. **Scottsburg Police Department:** Officers with this department work alcohol patrols (different blitzes include the targeting of individuals who are operating a vehicle while intoxicated). Officers are assigned to Halloween, After Prom and graduation and county fair detail for general security, which includes observation for alcohol use by youth.
2. **Scott County Sheriff's Department:** The Sheriff's Office continues to be proactive in their efforts to combat drug and alcohol crimes that are committed in Scott County. The Department currently has a deputy assigned as a K-9 unit.
3. **Scott County Prosecutor's Office:** reviews cases received from law enforcement agencies and enforce the law applicable to the charges received. The prosecutor's office has partnered with Hoosier Hills PACT to create a round-up Drug and Alcohol Class for juvenile offenders who have been charged with drug or alcohol-related crimes. They also utilize community corrections (community service hours) as a punitive measure in misdemeanor drug/alcohol/marijuana cases. When appropriate, first time misdemeanor offenders are referred to the Prosecutor's Office Pre-Trial Diversion Program.
4. CEASE and the Scott County Partnership collaborated with the DEA and Scott County Law Enforcement to hold two **DEA Drug Take Back Events** in both April and October at the Scottsburg Wal-Mart. They collected over 300 pounds of unwanted, unused, and expired medications.

#### End of Year 2 Update:

#### Prevention/Education Initiatives

1. **CEASE's goals** include increasing community collaboration, preventing and reducing prescription drug misuse by youth. Our focused activities relate to building coalition capacity, strengthening collaboration and incorporating the seven proven core strategies of the DFC. We are now in Year 3 of our DFC grant and are continuing to build momentum with a Strategic Prevention Framework refresher training. CEASE is in the implementation phase of our 12-Month Action Plan and has 5 active workgroups that are currently implementing activities within our plan. Our coalition has broad sector representation, an active membership, and is well known and highly respected as a regional leader in reducing substance use. We are excited to have the structure and guidance of the DFC to help guide, organize, and fuel our efforts.
2. **Coalition Marketing:** CEASE consistently posts on the radio station, radio station website, newspaper, CEASE Website, including pertinent information on the positive social norms campaign, and drug trends and the advertisement of upcoming community events.
3. **CEASE maintains the following social media sites and email list serves:** CEASE website ([www.scease.org](http://www.scease.org)), CEASE on Twitter, CEASE on Instagram, CEASE Facebook Page, and comprehensive email distribution list (over 450 members). CEASE and Get Healthy Scott County

- coalitions send out a weekly e-newsletter called the “**Scott County Happenings**” to keep community abreast of upcoming events and news of interest to members.
4. **Scott County School-Based Alcohol & Drug Prevention / Education Programs** being taught to school-aged children K-12 include: Footprints for Life, Second Step-Elementary, Botvin Life Skills, All Stars, High School Conquer the CHAOS, Life Literacy Academy, EMPOWER Youth Coalition, Guiding Good Choices.
  5. Austin and Scottsburg both offer the **21st Century Learning Center** for elementary children.
  6. **Just Say No Club**, offered to 4th and 5th grade public school students of Scott County School District 2, goal are to learn about and support each other in living drug free, to learn and to practice ways to resist negative peer pressure, to perform community service, and to have fun.
  7. **Kiwanis offers K-Kids (elementary), Builders’ Club (middle school) and Key Club (high school)** for students in the county. These are international student-led organizations providing members with opportunities to perform service, build character and develop leadership. Student members perform acts of service in the community and leadership skills by running meetings, planning projects, and holding elected leadership positions at the club, district and international levels.
  8. Austin High School has a CDC Grant for the **Teens Linked to Care** Program.
  9. **Scott County Positive Social Norm Media Campaigns** “What’s Your Side Effect?” and “Stand With Us” continue to be promoted among youth in the county.
  10. **Scott County is now in Year 3 of DFC Support Program** from ONDCP. The Scott County Partnership is the fiscal agent who applied for the funding on behalf of CEASE. The coalition now has a DFC driven 12-month action plan, has been identifying local problems, and strategies to address these.
  11. **DFC Work Groups:** the Coalition now has 4 active work groups working on the strategies and activities of the Year 3 12-month action plan.
  12. CEASE had a **booth at the Scott County Fair**, where they distributed education/prevention information, as well as information about the coalition.
  13. LCC Coordinator and DFC Coordinator attended **CADCA’s National Leadership Coalition Training**, along with 6 Scott County youth.
  14. The **Great Lakes Prevention Technology Transfer Center** led a Recovery Community Organization Bootcamp.

#### Treatment/Intervention Local Initiatives

1. **Scott County’s Recovery Community Organization THRIVE** was formed and meets monthly and has taken over the TI-ROSC strategies begun by the Get Healthy Scott County Coalition.
2. **Syringe Service Program** provides harm reduction benefits and serves as a gateway to additional counseling and services (located at the Austin One Stop Shop).
3. **One Stop Shop** offers HIV prevention, treatment, and care coordination, as well as primary care and mental health/addiction treatment.
4. **Covering Kids & Families of Scott County** offer free guidance in selecting affordable healthcare, including HIP, Medicaid, Hoosier, Healthwise, and Marketplace. They assist all individuals, including those with mental illness and Substance Use Disorder, to acquire and keep their insurance in order to get treatment.
5. **LifeSpring Health Systems** is Scott County’s Community Mental Health Center (CMHC) providing assessments, individual and group counseling, and substance abuse referrals in Scottsburg and Austin at the One Stop Shop. They also offer Intensive Outpatient Treatment Groups at the One Stop Shop in Austin.
6. **National Youth Advocate Program (NYAP)** offers Outpatient Alcohol and Drug services, such as Substance Use Disorder Assessment, Individual and Family Counseling, Drug Screens, Outpatient Treatment Counseling Groups, Intensive Outpatient Treatment, and Education Programs.
7. **Centerstone** provides comprehensive psychiatric, mental health treatment, and recovery services in the community and the office to adults, children and families.
8. **Centerstone Recovery Center** is a voluntary women’s residential substance use treatment program providing innovative, comprehensive, holistic, and long-term recovery options with an emphasis on



- building skills for long-term sobriety, employment readiness, improved relationships, parenting, emotion management, and community integration.
9. **New Creation Ministries** refers and transports Scott County men to regional drug treatment programs. They are helping young men by sharing the gospel of Jesus Christ with those who are experiencing life-controlling problems, such as drug addiction and alcoholism.
  10. **Support Groups for Families and Addiction**—We now have 15 Recovery Meetings for those who suffer from substance use disorder, as well as their family members. A separate list is updated every few months and sent out to community.
  11. **Substance Abuse Reduction Course** at Scott County Jail provided by LifeSpring. Jail Participants completed a 6 week course. After completion of the course and release, inmates now have the opportunity for further counseling free of charge thru LifeSpring.
  12. **“Recovery Supports”** is now a priority within THRIVE, Scott County’s RCO who is exploring and researching different types of recovery groups (Peer Recovery Support Services, 12-Step Recovery Programs, Faith-Based Recovery Programs, non-12 step recovery programs and Recovery Programs for Families). They have identified what is going on at various locations, types, times, days of recovery meetings, which has also provided information on gaps in groups being offered.
  13. A **Recovery is Beautiful Wall** is in the lobbies of Scott Memorial Hospital, the One Stop Shop, and the Lifelong Learning Center, in order to showcase people in Scott County in long-term recovery and to provide encouragement to those who strive to be.
  14. There has been a **1000% increase in the number of individuals identifying themselves in recovery** and attending all of the support groups that Scott County now has to offer.
  15. The **Recovery Community held their 3rd Annual Christmas Recovery Bash** inviting all from the recovery community to fellowship and enjoy sober fun.
  16. **Rx Drug Abuse Prevention Public Education**: Large Rx drug abuse displays and take-away information on the warning signs of addiction, and the proper storage and disposal of Rx drugs are located in medical and dental provider offices, as well as pharmacies in Austin and Scottsburg.
  17. **Scott Memorial Hospital has a well-enforced ER Narcotics Pain Policy** to promote safety of patients and discourage the use of narcotic and sedative medications except when necessary and to provide safer prescribing practices for patients.
  18. **Naloxone Training and Kits** are given out to clients of the Syringe Exchange Program; every Scott County first responder carries naloxone.
  19. The Scott County Partnership’s Partnerships For Success held an **INSPECT training** for Scott County medical and dental providers in order to increase the use of INSPECT to prevent an increase of prescription drugs on the streets.

#### Justice/Law Enforcement Local Initiatives

1. **Scottsburg Police Department**: Officer with this department work alcohol patrols (different blitzes include the targeting of individuals who are operating a vehicle while intoxicated). Officers are assigned to Halloween, After Prom and graduation and county fair detail for general security, which includes observation for alcohol use by youth.
2. **Scott County Sheriff’s Department**: The Sheriff’s Office continues to be proactive in their efforts to combat drug and alcohol crimes that are committed in Scott County. The Department currently has a deputy assigned as a K-9 unit.
3. **Scott County Prosecutor’s Office**: reviews cases received from law enforcement agencies and enforce the law applicable to the charges received. The prosecutor’s office has partnered with Hoosier Hills PACT to create a round-up Drug and Alcohol Class for juvenile offenders who have been charged with drug or alcohol-related crimes. They also utilize community corrections (community service hours) as a punitive measure in misdemeanor drug/alcohol/marijuana cases. When appropriate, first time misdemeanor offenders are referred to the Prosecutor’s Office Pre-Trial Diversion Program.
4. CEASe and the Scott County Partnership collaborated with the DEA and Scott County Law Enforcement to hold two 2018 **DEA Drug Take Back Events** in both April and October at the

Scottsburg Wal-Mart. They collected over 300 pounds of unwanted, unused, and expired medications, and 132 people participated in the event.

5. The **Great Lakes Prevention Technology Transfer Center** led a Recovery Community Organization Bootcamp. Scott County now has a Recovery Community Organization called THRIVE and they have opened a Recovery Engagement Center.

### Final Update (end of Year 3):

#### Prevention/Education Local Initiatives:

- 1.
- 2.

#### Treatment/Intervention Local Initiatives:

- 1.
- 2.

#### Justice/Law Enforcement Local Initiatives:

- 1.
- 2.

Next Annual Update Due: October 2019

Next Comprehensive Community Plan Due: October 2020

Date of Community Consultant Review:

#### Disclaimer:

You agree that the information provided within this Plan is subject to the following Terms and Conditions. These Terms and Conditions may be modified at any time and from time to time; the date of the most recent changes or revisions will be established by the Commission and sent electronically to all Local Coordinating Councils.

#### Terms and Conditions:

The information and data provided is presented as factual and accurate. I hereby acknowledge that I can be asked to submit proper documentation regarding the data submitted within the Plan. Failure to do so could result in a “denied approval” by the Commission under IC 5-2-6-16.

The Local Drug Free Communities Fund must be spent according to the goals identified within the plan. I hereby acknowledge that I can be asked to submit proper documentation regarding funds that are collected, allocated, and disbursed within the county. Failure to do so could result in a “denied approval” by the Commission under IC 5-2-6-16.

Initials: LC

Describe the grant process and requirements for the grantees (the grant application has stayed the same for the 2018 grant cycle, just as it has for the past three years).

2019 CEASe of Scott County Drug Free Communities

Grant Application & Guidelines





General Guidelines

1. All grantees must adhere to the grant purposes and budget provided in the grant application and program description. Any deviation from this application must be submitted in writing and approved by the CEASE Grant Committee before grant funds are spent; i.e., equipment/program costs were less than quoted or unavailable.
2. CEASE of Scott County will be mentioned/acknowledged in all promotional materials, brochures, flyers, banners, posters, t-shirts, plaques, publicity, etc. Example: This workshop was funded by a grant from CEASE of Scott County.
3. All materials (books, videos, equipment, etc.) purchased using grant funds acknowledge CEASE of Scott County as a funding source. Example: These materials were purchased by a grant from CEASE of Scott County.
4. All bills, invoices, canceled checks, receipts, etc., which document the disbursement of funds will be maintained by you. Copies of such documents shall be furnished when the final grant report is submitted or upon request.
5. Under no circumstances may grant funds be expended, borrowed (inter-fund), pledged or transferred for reasons not associated with the stated purposes contained in the grant application.
6. That any unused portion of the grant will be returned to CEASE no later than January 4, 2020 with the final report.
7. Your project must be completed by December 31, 2020.
8. You will abide by any special conditions noted by the CEASE Grant Committee Chair.
9. CEASE will be notified of changes in project advisors and/ or changes in address.
10. All funds must be used for the direct benefit of Scott County and its residents.
11. Grant applications are due by: \_\_\_\_\_, by emailing to Lori Croasdell at [lcroasdell@me.com](mailto:lcroasdell@me.com). Written requests for deadline extension, if submitted prior to the deadline, may be considered under extraordinary circumstances. The Grant Committee may request an applicant revise and/or resubmit an application prior to the grant award announcement on the first Thursday of January 2020.
12. If a grantee intends to apply for multiple projects throughout the year, each project must be submitted on separate grant application forms and then submit the forms together. In this type of application, please outline each project in separate grant applications, as well as identify a separate budget for each project.

Reports:

13. Two reports will be shared during the grant year (January 1 to December 31, 2020) with the first report being given in person at the September 2019 CEASE Meeting. The person responsible for implementation or a representative will give the report. All grantees are required to submit a final ELECTRONIC copy (sent to [lcroasdell@me.com](mailto:lcroasdell@me.com)) summarizing their project on the approved final report form included in the grant packet. The Mid-Year and Final Report will require the submission of supporting documentation evidencing the disposition of funds, including when possible any receipts of expenditures. The final report may include but is not limited to: overall outcomes, personal observations, percentages or numbers served statistics, photographs or surveys of the project. Grantees are encouraged to include other promotional materials from the program (flyers, photographs, press

releases, etc.). It is expected that grantees will evidence the success of their program through objective, performance-based outcome measures (i.e. – comparisons of statistics from earlier years, number of persons served, surveys of persons served, etc). Anything that can help you and CEASe measure the success of your project will be allowed. Final reports are due by December 31, 2020 by emailing to [lcroasdell@me.com](mailto:lcroasdell@me.com).

Budgets:

14. All expenditures must be outlined in the budget portion of the grant application. Grant monies must be spent according to the budget approved by CEASe. ANY DEVIATION FROM THE SUBMITTED BUDGET MUST BE REQUESTED IN WRITING AND APPROVED BY THE GRANT COMMITTEE PRIOR TO EXPENDITURE.
15. All grant funds that remain unused at the end of the grant period MUST be turned back into the Treasurer of CEASe of Scott County with submission of the Final Report no later than January 3, 2021. “Unused” funds are defined as any funds shown to be leftover and not spent as outlined in the budget by the end of the designated grant year. Failure to return unspent funds will result in grant ineligibility for two funding cycles.
16. If the above guidelines are not followed, CEASe may, at its discretion:
  - a. Postpone continued funding of the project
  - b. Stop funding the project totally
  - c. Require repayment of all extended funds to the council
  - d. Prohibit grantee from applying for future grant cycles
  - e. Or any combination of a-b-c-d
17. Failure to implement the grant as proposed, or without acceptable amendment, or failure to comply with any regulation will result in disqualification for future funding considerations.

Pursuant to State Guidelines, Drug Free Communities funding SHOULD NOT be used for:

- á General overhead expenses – such as rent, utilities insurance, etc.
- á Law enforcement requests for ammunition, cars or other equipment that would normally be funded as required by the regulatory body in order to keep forces operating cannot be funded. Equipment necessary to accomplish the goals of a specific project may be funded.
- á Organizations are encouraged to use funding for registration costs related to trainings and professional development. However, travel and lodging should be excluded. Requests for training should be specific and not general, should include a training agenda when possible, and should be limited to tuition/registration fees.
- á Funding cannot be provided to compensate for a short fall in general operating and administrative costs. Salaries for personnel should not be funded if the position falls into “business as usual” tasks. Salaries can be funded if it is for a specific initiative, program or service that cannot be provided without the key person (facilitator, therapist, etc.).
- á Overtime may also be supported as long as it is well documented and is dedicated to a specific grant-based initiative or patrol. General overtime that is not grant-related cannot be approved.

REMINDER: All applications must be emailed to Lori Croasdell at lcroasdell@me.com by \_\_\_\_\_.

Grantees are asked to send a representative of their agency to attend a minimum of 6 CEASe meetings during the year in which that agency receives its grant funding; failure to do this will impact future grant awards.

RECEIPTS FOR EXPENDITURES WILL BE REQUIRED  
AS PART OF THE REPORTING PROCESS.

All funded activities must be related to the objectives listed under a Problem Statement in the Comprehensive Community Plan. Those objectives have been identified as actions needed to achieve the goal for each PS. All programs/projects receiving funds from the LCC have to be used specifically to address substance use issues – alcohol and Rx drugs in the area of prevention/education, law enforcement/justice, or treatment/intervention.

We agree to abide by the above stated terms and conditions:

\_\_\_\_\_  
Project Director Signature

\_\_\_\_\_  
Date

\_\_\_\_\_  
Title